

ISSN 0425-1016

ENTOMOLOGICA

Annali di Entomologia Generale ed Applicata
pubblicati dal Dipartimento di Scienze del Suolo, della Pianta e
degli Alimenti D.I.S.S.P.A.
Sez. Entomologia e Zoologia

Vol. XLIV
2012



BARI

Direttore Responsabile GIORGIO NUZZACI

Comitato scientifico

ALBERTI GERD	Zoological Institute und Museum, University of Greifswald (Germany)
BARBAGALLO SEBASTIANO	Dip. di Scienze e Tecnologie Fitosanitarie, Università degli Studi - Catania
BRIOLINI GIOVANNI	V. Del Picchio, 18 - Bologna
DALLAI ROMANO	Dip. di Biologia Evolutiva, Università degli Studi - Siena
DELUCCHI VITTORIO	Politecnico Federale, Zurigo (Svizzera)
FRILLI FRANCO	Dip. di Biol. Appl. alla Difesa delle Piante, Università degli Studi - Udine
GAGNÉ RAYMOND J.	Systematic Entomology Laboratory, Washington D.C. (USA)
HAUSMANN AXEL	Zoologische Staatssammlung-Munchhausenstrasse, Munchen (Germania)
MASUTTI LUIGI	Dip. Agronomia Amb. e Produzioni Vegetali, Agripolis, Legnaro (Padova)
MAZZINI MASSIMO	Dip. di Scienze Ambientali, Università degli Studi della Tuscia - Viterbo
MENDEL ZVI	Dep. of Entomology, Agricultural Research Organization, Bet Dagan (Israel)
MINELLI ALESSANDRO	Dip. di Biologia, Università degli Studi - Padova
MINEO GIOVANNI	Dip. SENFIMIZO, Sez. Entomologia, Acarologia e Zool., Università degli Studi - Palermo
QUENNEDEY ANDRÉ	CNRS, UMR Faculté de Sciences, Gabriel Université de Bourgogne, Dijon (Francia)
RAGUSA SALVATORE	Dip. SENFIMIZO, Sez. Entomologia, Acarologia e Zool., Università degli Studi - Palermo
SANTIAGO-ÁLVAREZ CANDIDO	Dip. Ciencias y Recursos Agrícolas y Forest., Universidad de Cordoba (Spagna)
SOLINAS MARIO	Dip. di Arboricoltura e Protezione delle Piante Università degli Studi - Perugia
TIBERI RIZIERO	Dip. di Biotecnologie agrarie, Università degli Studi - Firenze
TRANFAGLIA ANTONIO	Dip. Biol., Difesa e Biotecnologie, Agro-Forestali, Università della Basilicata - Potenza
TURILLAZZI STEFANO	Dip. di Biologia Animale e Genetica, Università degli Studi - Firenze

Comitato di redazione

GIORGIO NUZZACI
FRANCESCO PORCELLI
EUSTACHIO TARASCO
FRANCA TODISCO

Dipartimento di Biologia e Chimica Agro-Forestale ed Ambientale, Sez. Entomologia e Zoologia, Via Amendola, 165/A - 70126 BARI
Tel. +39/0805442874 - Fax +39/0805442876
E-mail: entomol@agr.uniba.it

Autorizzazione del Tribunale di Bari n. 306 del 19 aprile 1966

Articles appearing in *Entomologica* are abstracted in *Biological Abstracts* and *Review of Agricultural Entomology*.

ANDY Z. LEHRER

*Tel Aviv University, Department of Zoology, The George S. Wise Faculty of Life Sciences, Rb. Hanasi 49/1, P.O.B. 7049,
21029 Maalot - Israel*

E-mail : a_z_l_diptera@yahoo.fr

TAXONOMIC ATLAS
of the postabdominal structures
SARCOPHAGIDAE (Insecta, Diptera)
Vol. II

After the publication of the first volume of Taxonomic Atlas, we hope that the taxonomists will have understood the need for a permanent microscopic research of the microstructures of the male genitalia of Sarcophagides, for their identifications and correct classification, in conformity with the standards linnéennes of the International Code of Zoologic Nomenclature. We are convinced that thanks to the comparative microscopic analysis of the organoids of the genitalia, applied to all the examined male specimens, we can note that the results obtained by the traditional methods of identification are far from expressing dipterologic reality. Because, the syntypes of a great number of let us specific or generic taxa proved that they are polyphyletic, heteromorphous and, that in much of case, they cannot be allotted to the real holotypes indicated by their authors. In the same way, the tests of certain enquiring young people who use certain data-processing methods, with an aim of cancelling best research of the large world specialists and which use the similar somatic characters, did not succeed in confirming the same known dubious taxonomic conclusions and carried out whimsical images for the classification of Sarcophagidae.

For that, the taxonomy of the Sarcophagidae family is today in a great conceptual dead end, being deteriorated by the deeply erroneous design of Pape, who disputes the existence of the kinds in nature (Pape, 1994: 15). The consequences of this fact anti-scientist are the suppression of a great number of valid kinds, establish by the contemporary specialists most qualified and their compression in certain artificial and unreasoned kinds; impossibility of making an exact determination for the majority of let us taxa, because it did not give any indication or keys; the invention of an unlimited series of unreal "lectotypes" for much of given species in an inaccurate way, which do not correspond to the holotypes of the classic authors and their existing figures.

At the same time, we are as convinced as it is obvious that these microscopic investigations cannot be done without a scientific representation, which must illustrate exactly all the characters which characterize and differentiate each taxon. Unfortunately, in lately, following the false "cladistic" design of modernization of the taxonomy, propagated by the researchers deprived of talent and imagination, the scientific drawing was replaced by photographs deeply not scientists, obscure, who do not allow to highlight contours of the plans and the organoids or the real form of the various postabdominal structures etc. By this abnormal photographic technology, with which we cannot distinguish exactly the species concerned, the knowledge of the family of

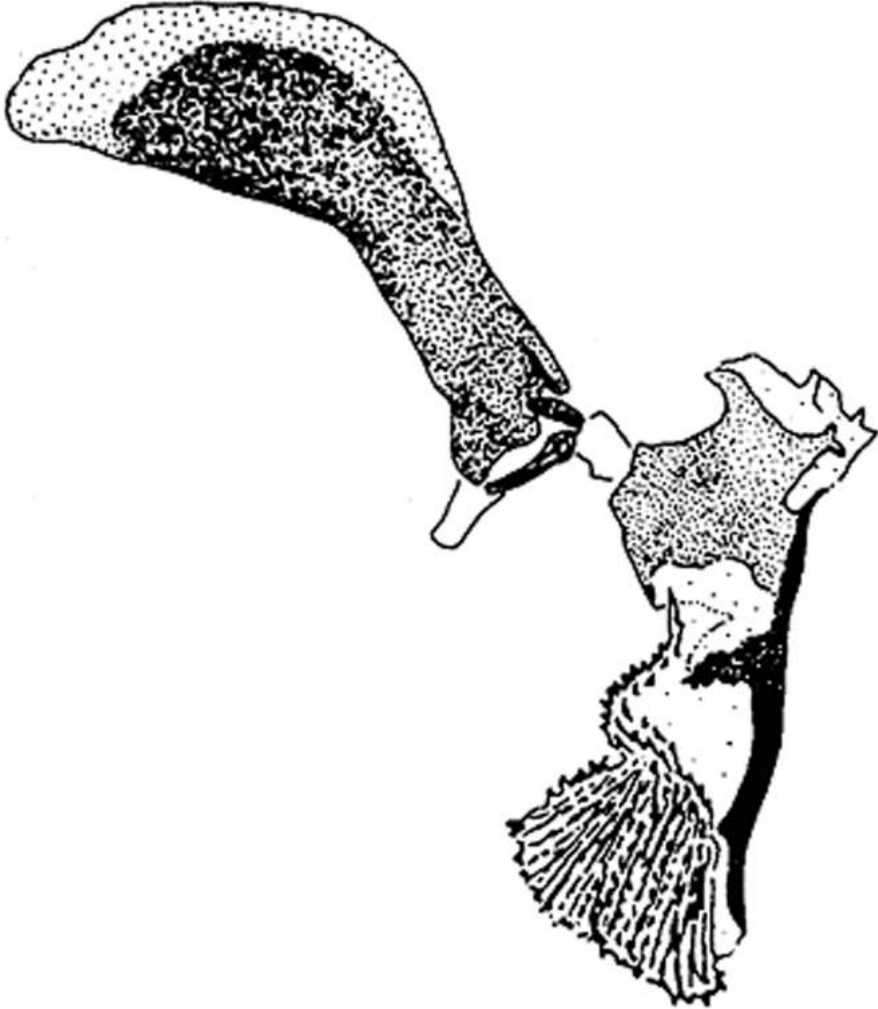
Sarcophagidae arrived at a fuller degradation and an exaggerated amplification of confusions and synonyms.

In this second volume, we presented 61 kinds and 136 species studied by us from a taxonomic point of view. Among those, 25 kinds and 75 species are personal taxa.

As in the first volume, the bibliography was limited in particular under our work, because in those all the arguments, the comparisons and specific délimitations of the structures postabdominales for let us taxa are presented. The monographs and the fundamental contributions of the large specialists are very numerous, but well-known of all the contemporary specialists and they they can be consulted easily.

Andy Z. Lehrer

Genus *Acrophallonia* Lehrer, 2012

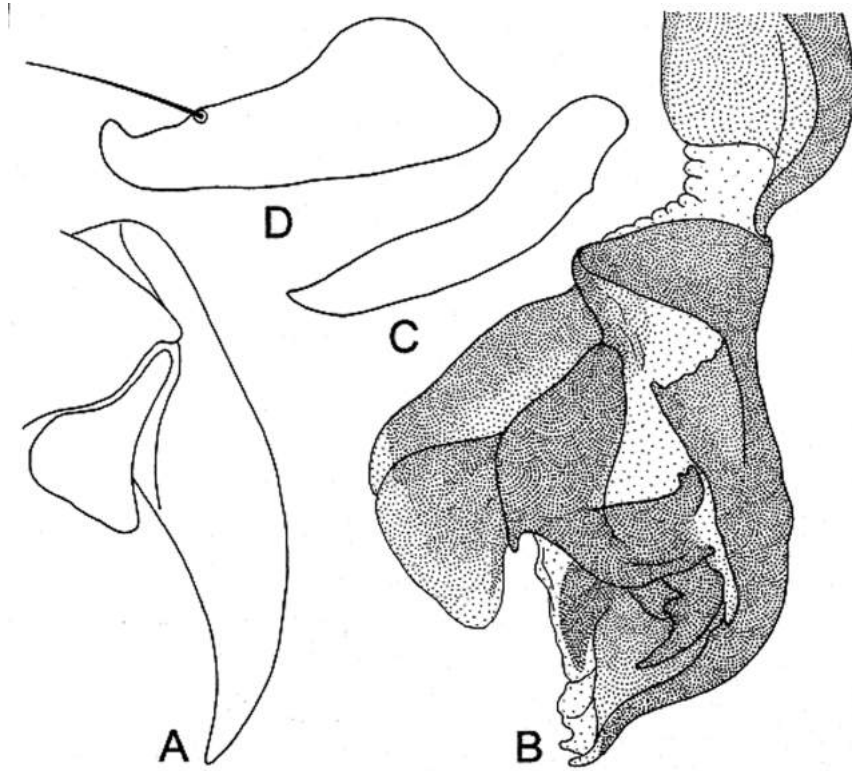


Acrophallonia nigeriensis (Zumpt, 1970)

(After Zumpt)

Phallosome.

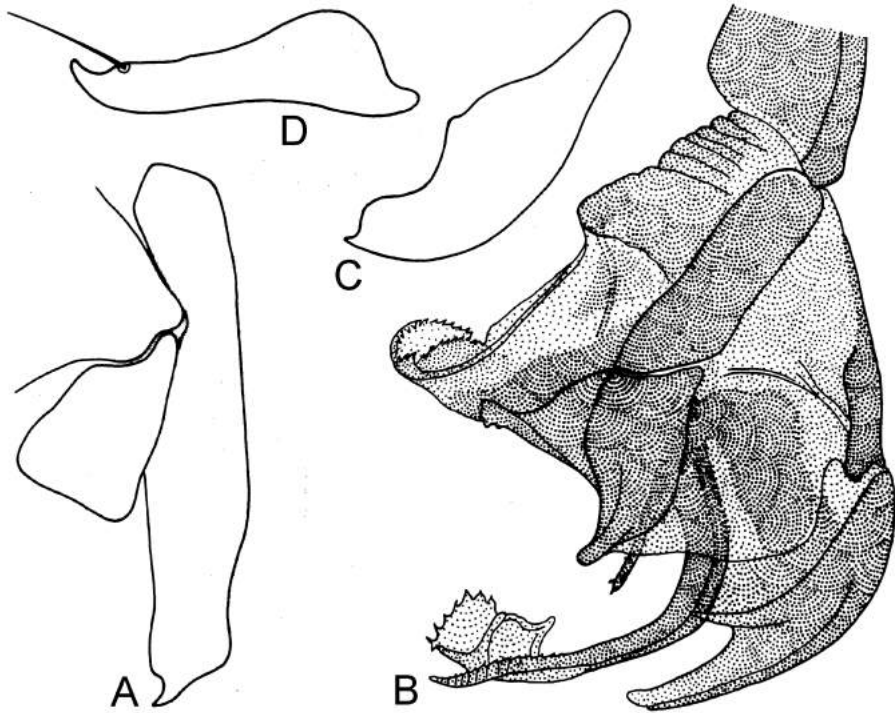
Genus **Aethianella** Zumpt, 1972



Aethianella edwardsiana Zumpt, 1972


A, cerci and paralobi, lateral view; B, distiphallus;
C, pregonite; D, postgonite.

Genus **Anthostilophalla** Lehrer, 1993



Anthostilophalla aitbopsiella Lehrer, 2009
A, cerci and paralobi, lateral view; B, distiphallus;
C, pregonite; D, postgonite.

Genus *Asiopierretia* Rohdendorf, 1965

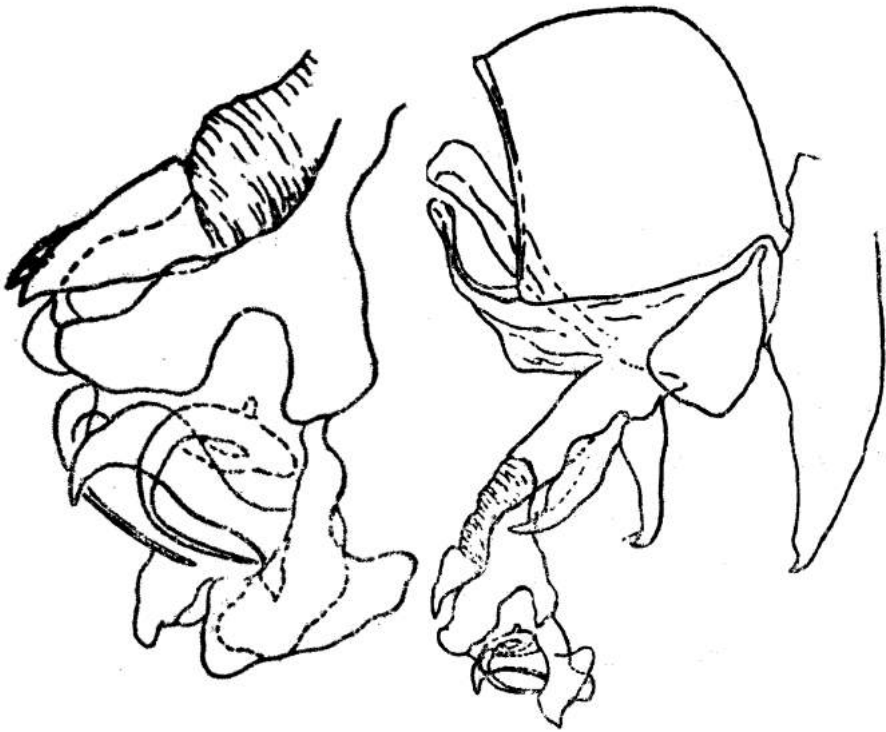


Asiopierretia amuriella Lehrer, 2009

(after Park)

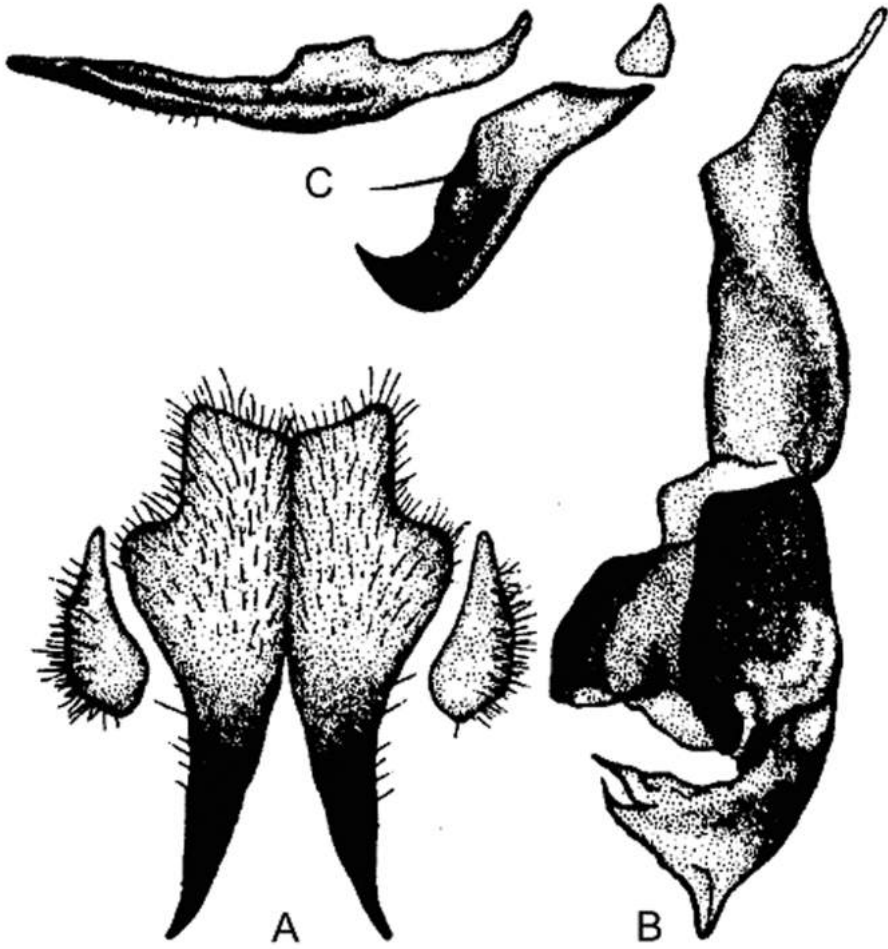
A, cerci and paracymbia, dorsal view; B, distiphallus; C, gonite.

Genus *Asiopierretia* Rohdendorf, 1965



Asiopierretia benania Lehrer, 2011
(after Fan)
Genitalia

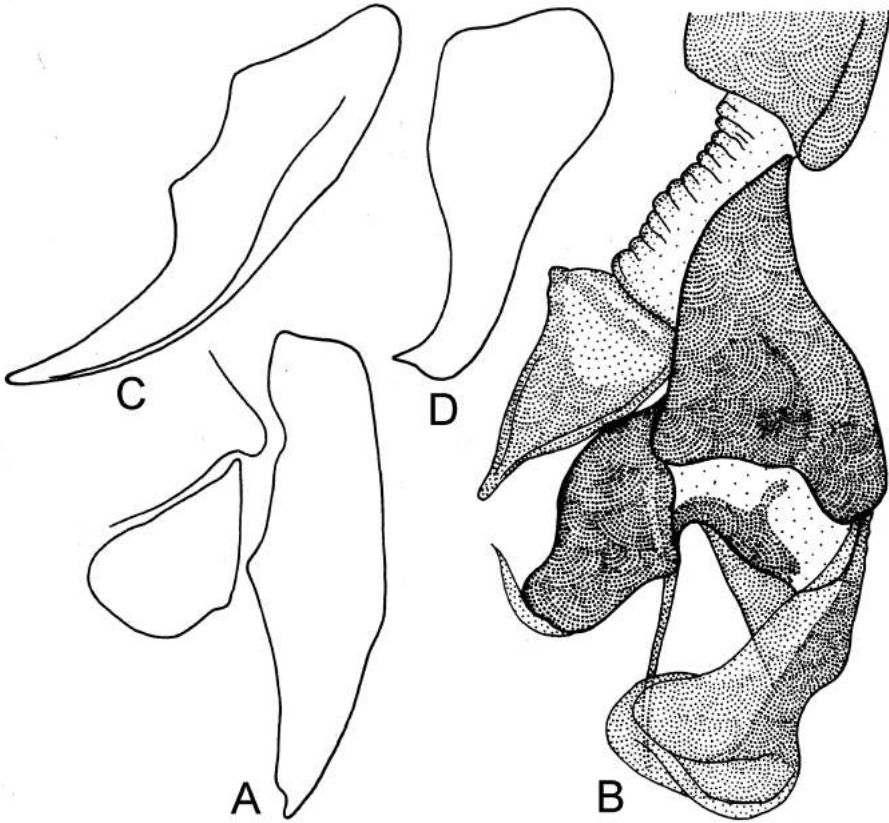
Genus *Asiopierretia* Rohdendorf, 1965



Asiopierretia kayaensis (Park, 1962)
(after Park)

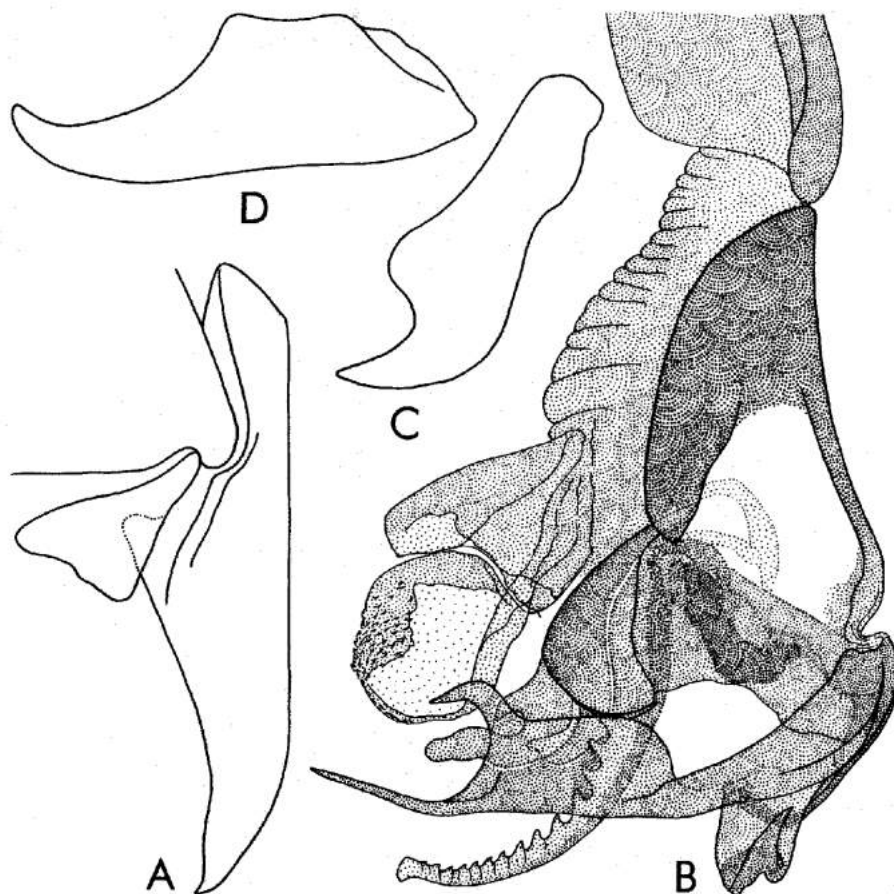
A, cerci and paralobi, dorsal view; B, distiphallus; C, gonite.

Genus *Asiopierretia* Rohdendorf, 1965



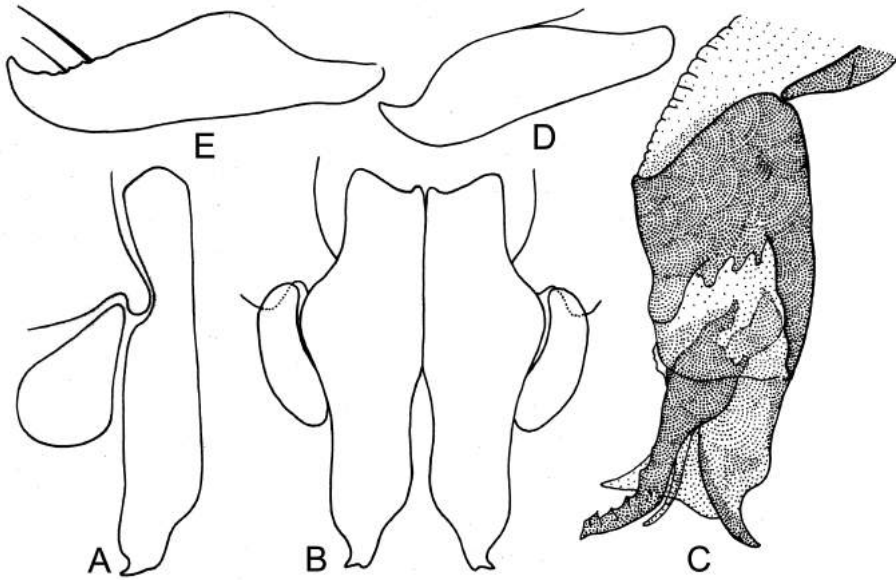
Asiopierretia ugamskii Rohdendorf, 1937
A, cerci and paralobi, lateral view; B, distiphallus;
C, pregonite; D, postgonite.

Genus **Barnardia** Lehrer, 2003



Barnardia bechuanae (Zumpt, 1972)
A, cerci and paralobi, lateral view; B, distiphallus;
C, pregonite; D, postgonite.

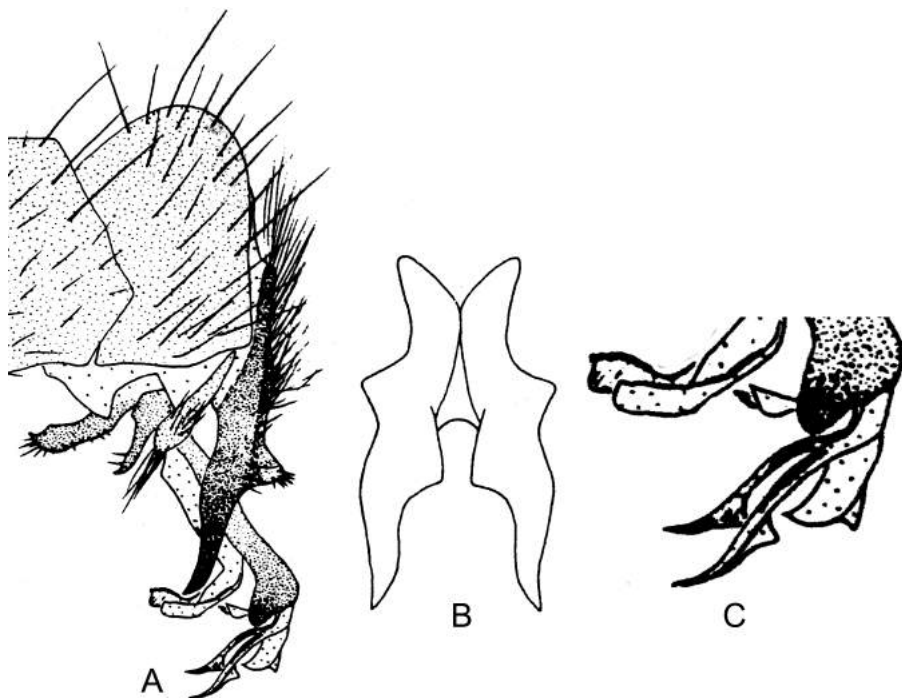
Genus **Batissophalla** Rohdendorf, 1963



Batissophalla galaniella Lehrer, 2009

A, cerci and paraobi, lateral view; B, cerci and paralobi, dorsal view;
C, phallosome; D, pregonite; E, postgonite.

Genus **Bercaea** Robineau Desvoidy , 1863

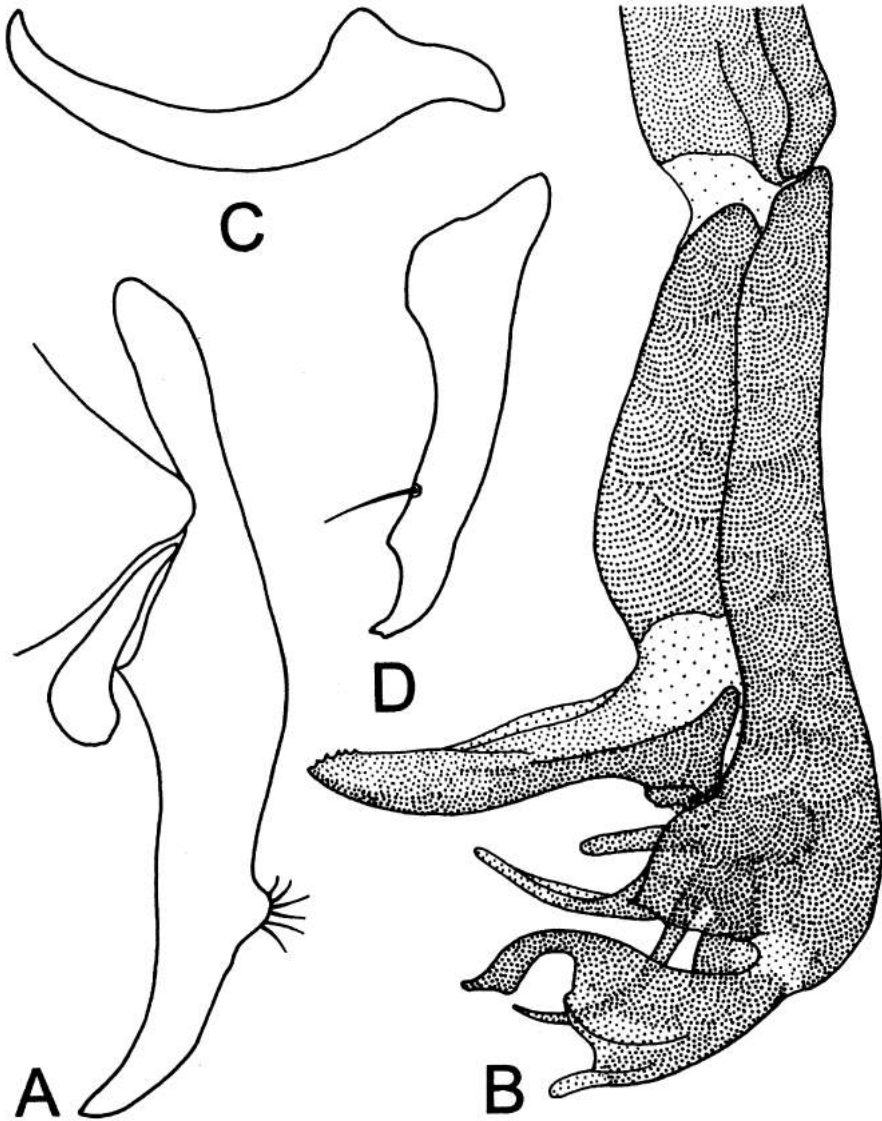


Bercaea acrophalla Lehrer, 2009

(after Zumpt)

A, genitalia; B. cerci and paralobi, vue dorsale; C, acrophallus.

Genus *Bercaea* Robineau Desvoidy, 1863



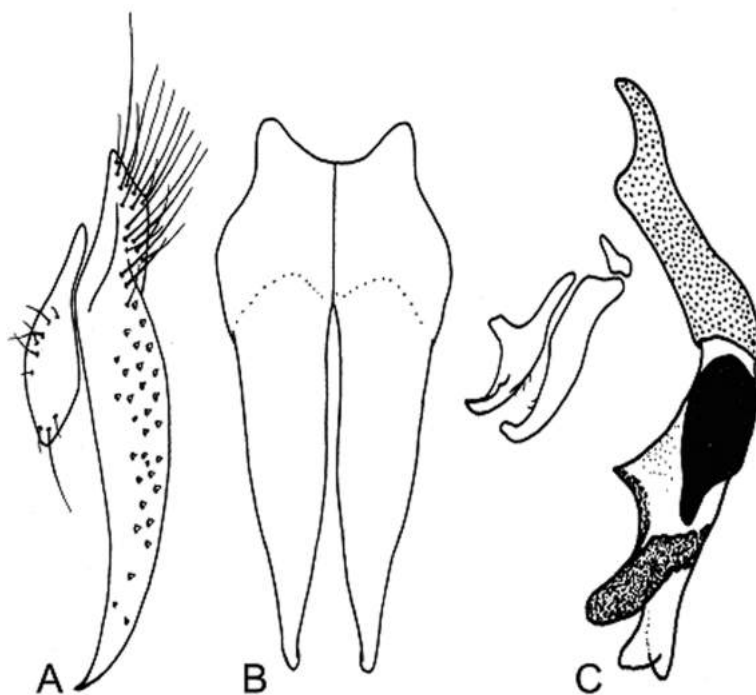
Bercaea parasurcoufi (Zumpt, 1972)
A, cerci and paralobi, lateral view; B, distiphallus;
C, pregonite; D, postgonite.

Genus **Blaesoxipha** Loew, 1861



Blaesoxipha acrophallica Lehrer, 2010
(after Pape)
Phallosome, lateral view

Genus **Blaesoxipha** Loew, 1861

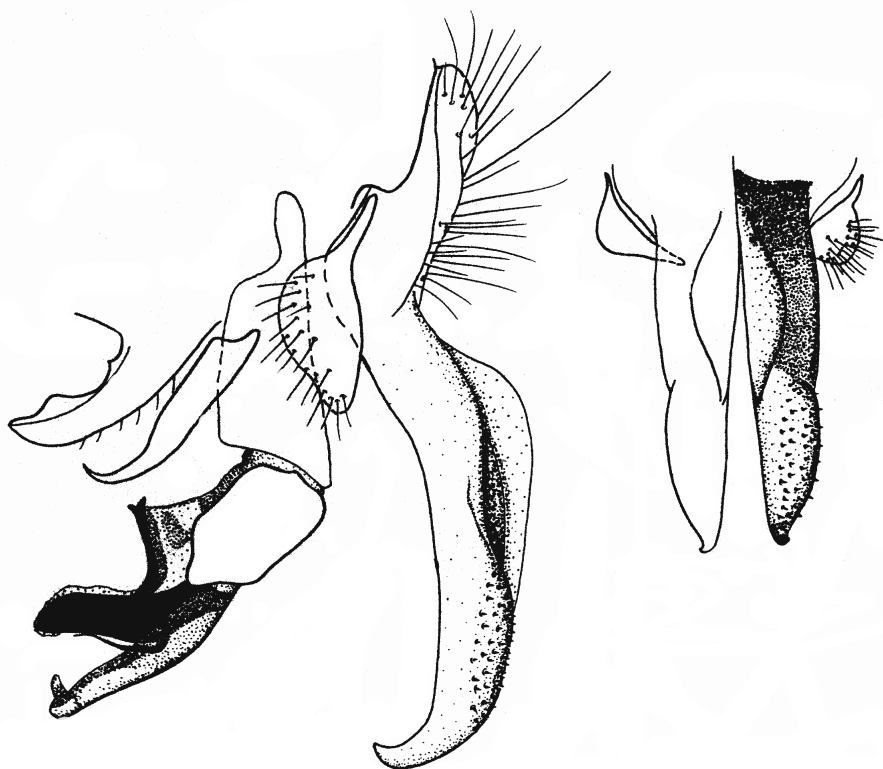


Blaesoxipha bangaloria Lehrer, 2010

(after Pape)

A, cerci and paralobi, lateral view; B, cerci and paralobi, dorsal view;
C, distiphallus and gonite.

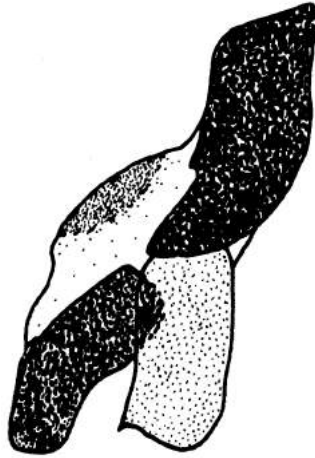
Genus **Blaesoxipha** Loew, 1861



Blaesoxipha baptizata Lehrer, 2010
(after Verves)

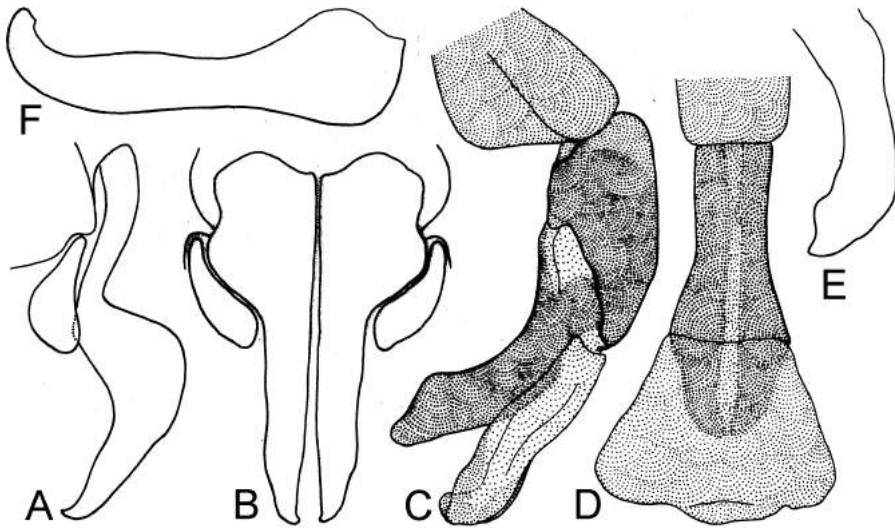
A, genitalia, lateral view; B, cerci and paracymbi, dorsal view.

Genus **Blaesoxipha** Loew, 1861



Blaesoxipha distiphallica Lehrer, 2010
(after Pape)
Distiphallus, lateral view.

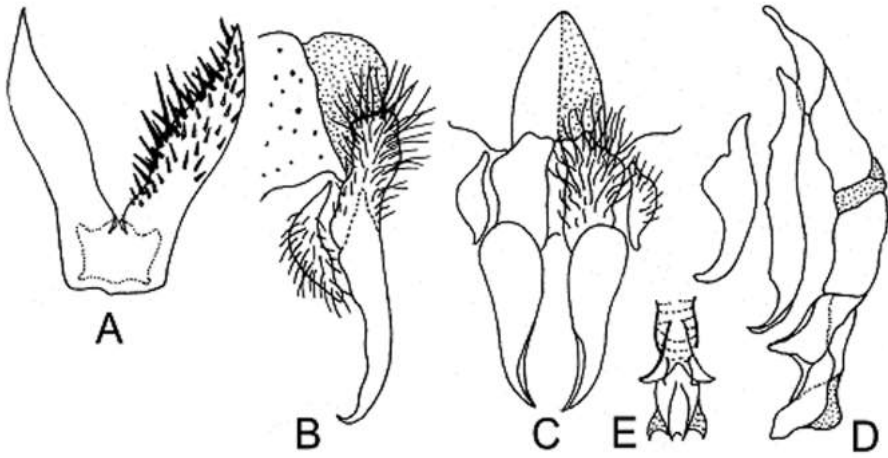
Genus **Blaesoxipha** Loew, 1861



Blaesoxipha griswoldiella Lehrer, 2009

- A, cerci and paralobi, lateral view; B, cerci and paralobi, dorsal view;
C, distiphallus, lateral view; D, distiphallus, dorsal view;
E, pregonite; F, postgonite.

Genus **Blaesoxipha** Loew, 1861

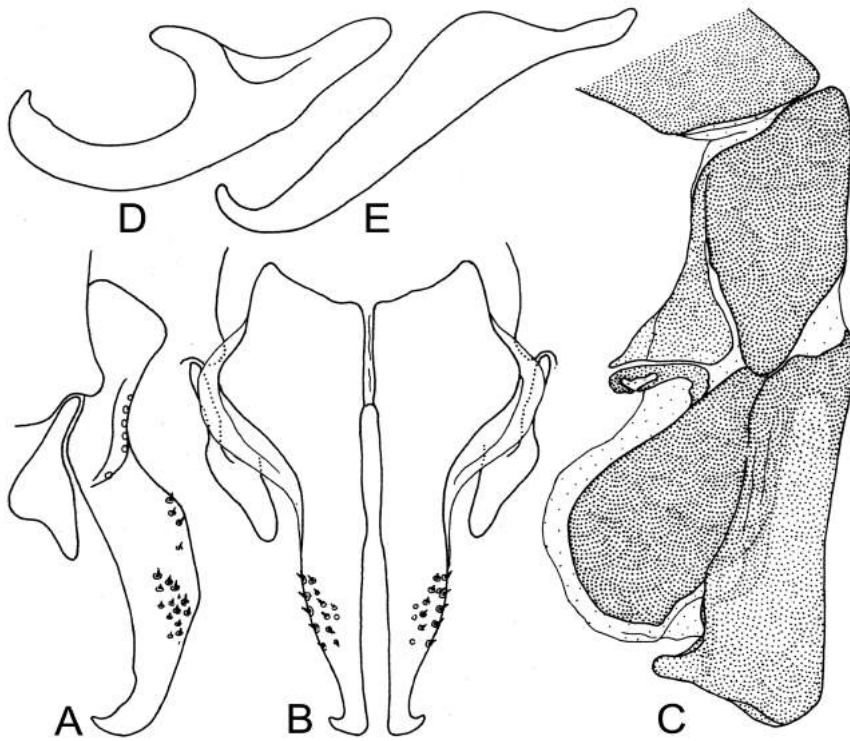


Blaesoxipha lungleiana Lehrer, 2010

(after Nandi)

A, sternite V; B, cerci and paralobi, lateral view; C, cerci and paralobi, dorsal view;
D, phallosome and gonite; E, distiphallus, ventral view.

Genus **Blaesoxipha** Loew, 1861



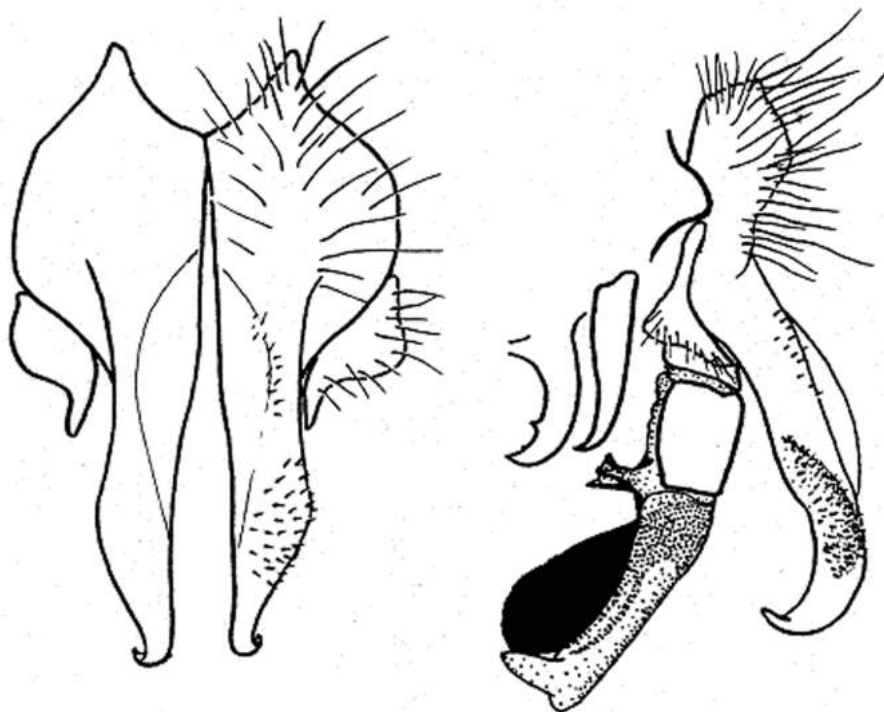
Blaesoxipha macinella Lehrer & Oprüşan, 2012
A, cerci and paralobi, lateral view; B, cerci and paralobi, dorsal view;
C, distiphallus; D, pregonite; E, postgonite.

Genus **Blaesoxipha** Loew, 1861



Blaesoxipha morakota Lehrer, 2010
(after Verves)
Genitalia, lateral view.

Genus **Blaesoxipha** Loew, 1861

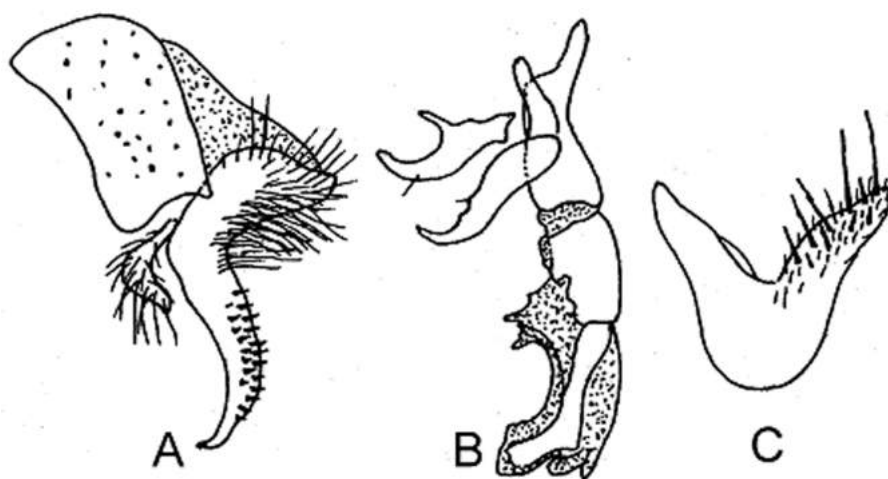


Blaesoxipha pasternaki Lehrer, 1995

(after Verves)

Cerci and parolobi, dorsal view and genitalia, lateral view.

Genus **Blaesoxipha** Loew, 1861



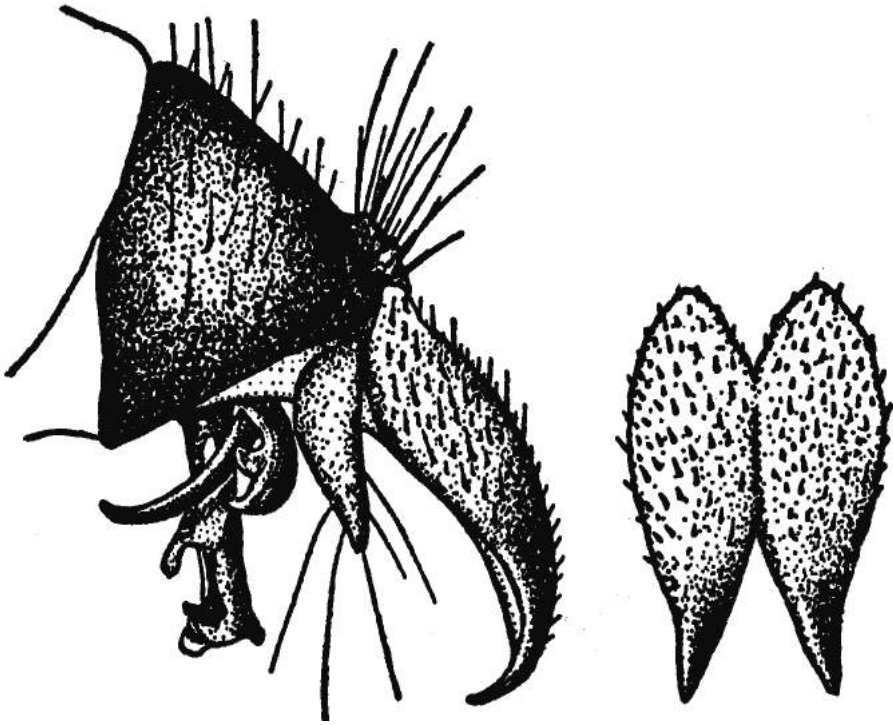
Blaesoxipha thekkediana Lehrer, 2010

(after Nandi)

A, cerci and paralobi, lateral view; B, phallosome and gonite, lateral view;


C, sternite V.

Genus **Blaesoxipha** Loew, 1861



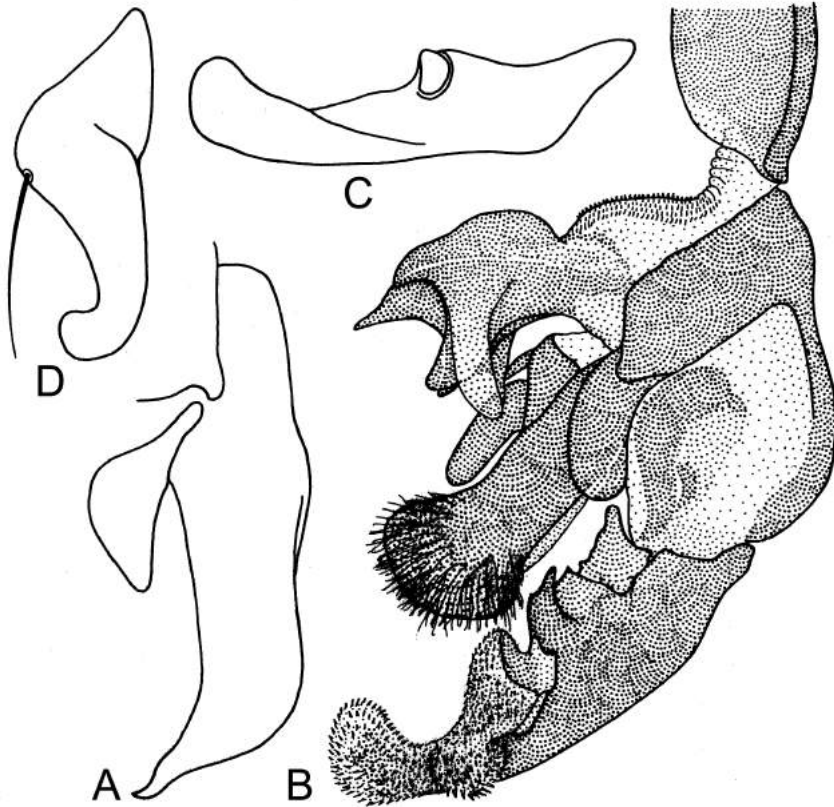
Blaesoxipha valangae (Aldrich, 1932)
(after Aldrich, de Senior-White & coll.)
Genitalia, lateral view and cerci, dorsal view.

Genus **Burmanomyia** Fan, 1964



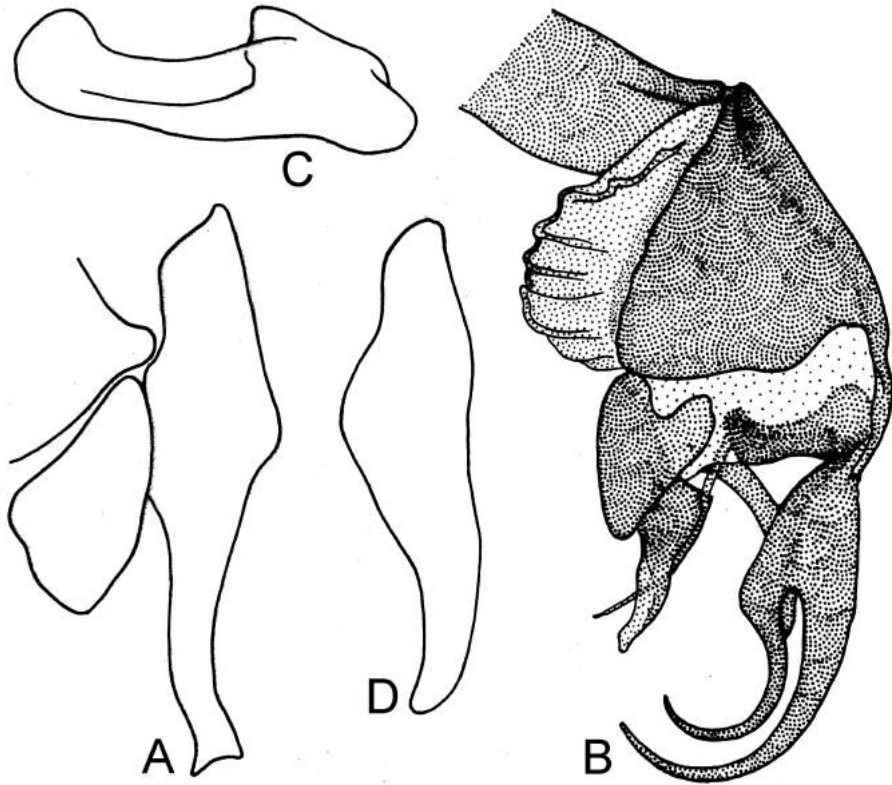
Burmanomyia beesoni (Senior-White, 1924)
(after Senior-White)
Genitalia, semi-lateral view.

Genus **Burmanomyia** Fan, 1964



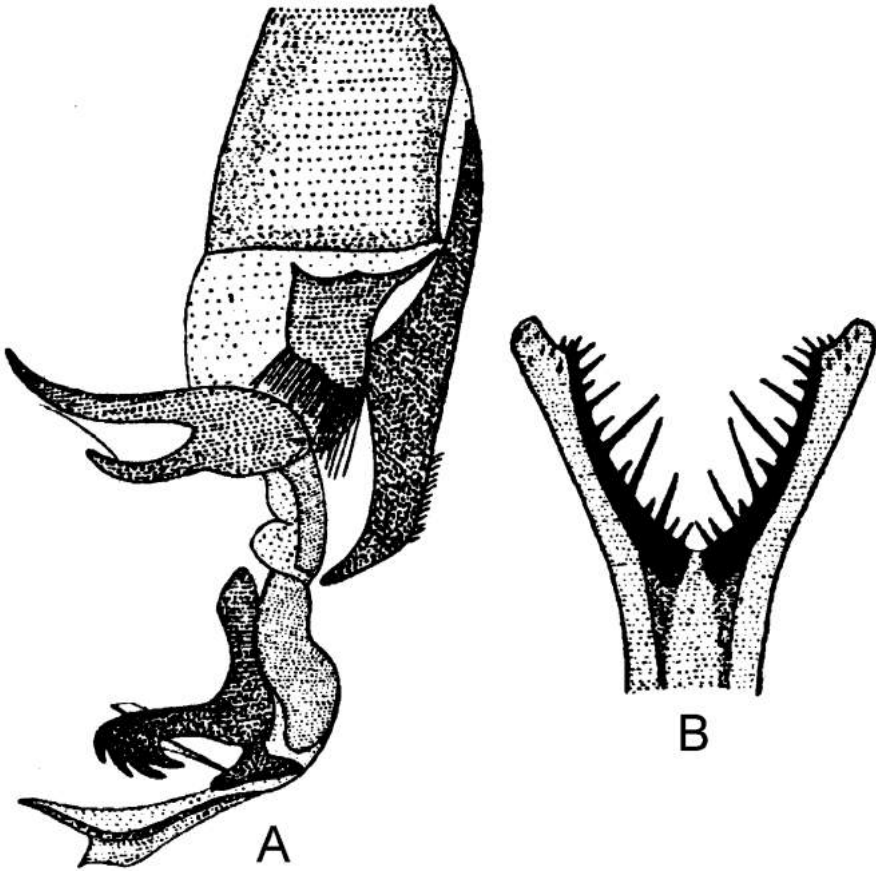
Burmanomyia guanyina Lehrer & Wei, 2010
A, cerci and parolobi, lateral view; B, distiphallus;
C, pregonite; D, postgonite.

Genus *Cercosarcophaga* Zumpt, 1972



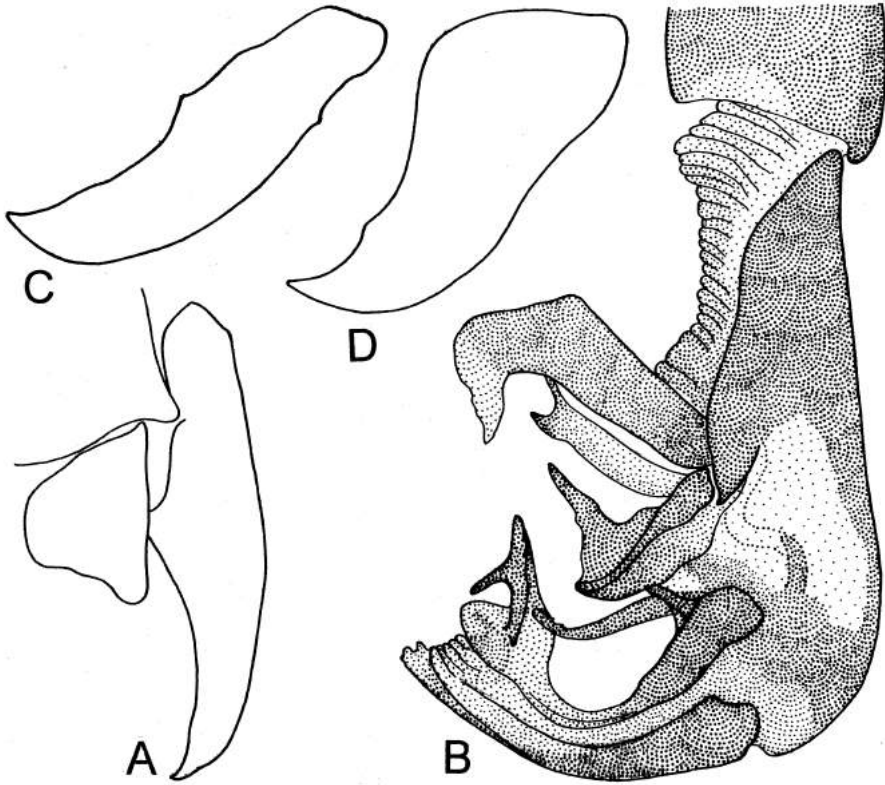
Cercosarcophaga swabilia Lehrer, 2009
A, cerci and paralobi, lateral view; B, distiphallus;
C, pregonite; D, postgonite.

Genus *Ceylonella* Lehrer, 2010



Ceylonella talonata (Senior-White, 1925)
(after Senior-White)
A, genitalia, lateral view; B, sternite V.

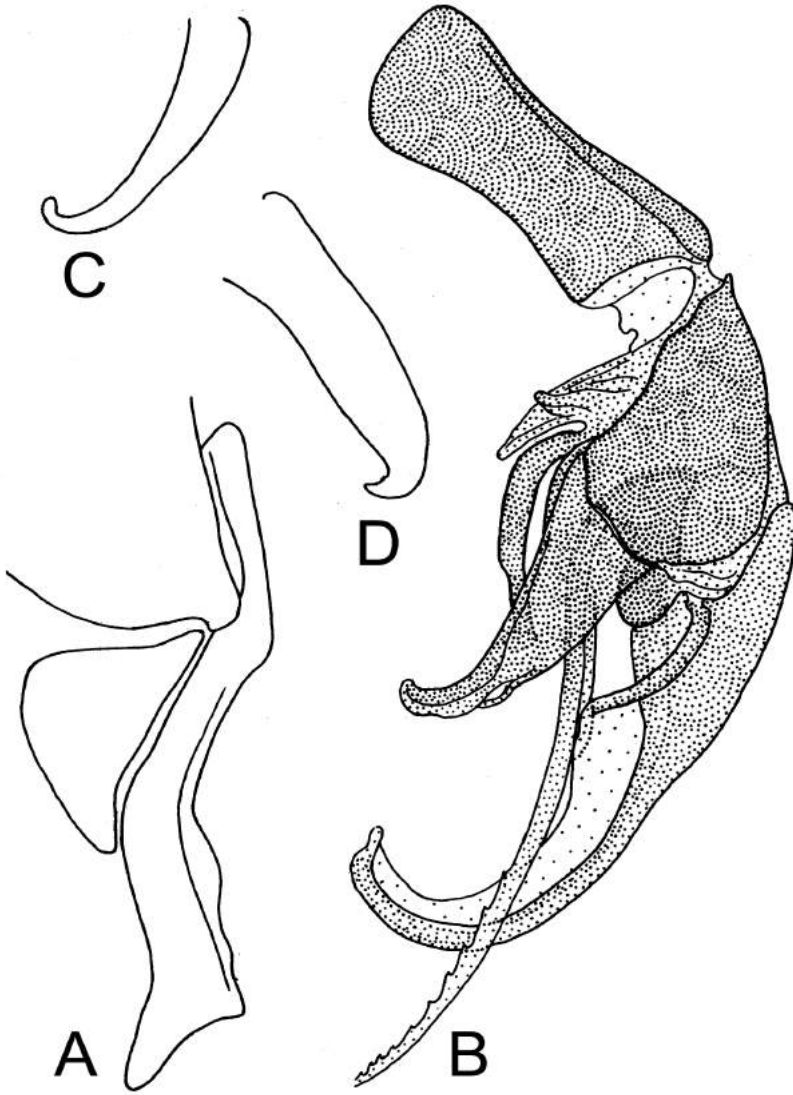
Genus *Curranea* Rohdendorf, 1937



Curranea isaurae Lehrer, 2008

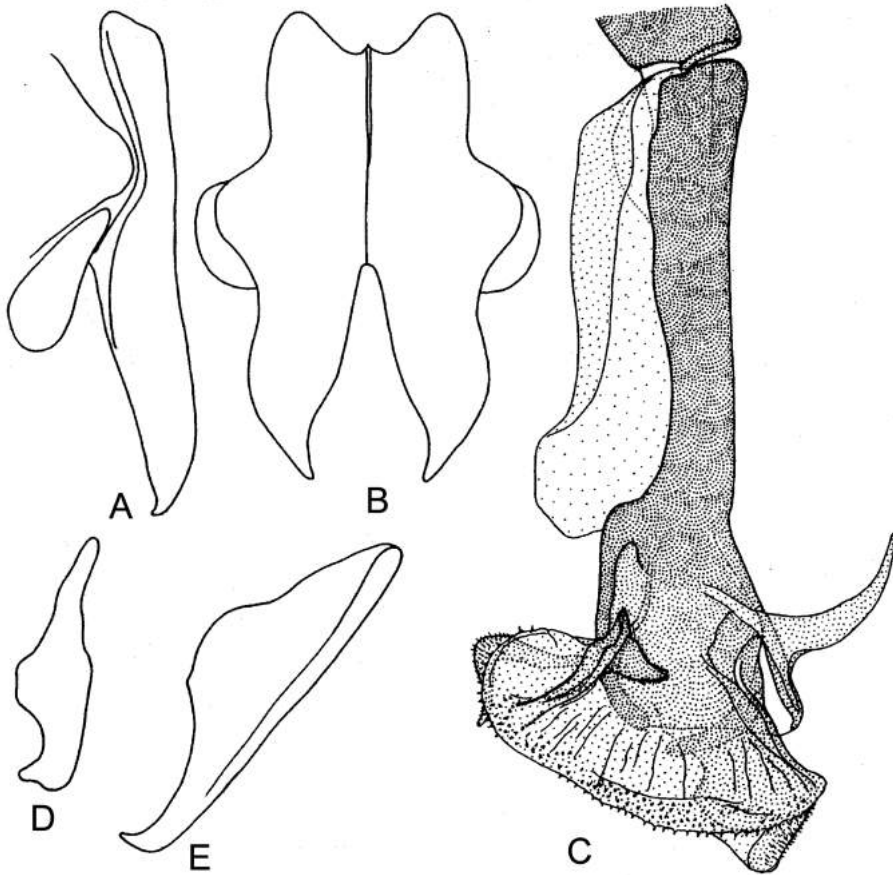
A, cerci and paralobi, lateral view; B, distiphallus;
C, pregonite; D, postgonite.

Genus *Devriesia* Lehrer, 1995



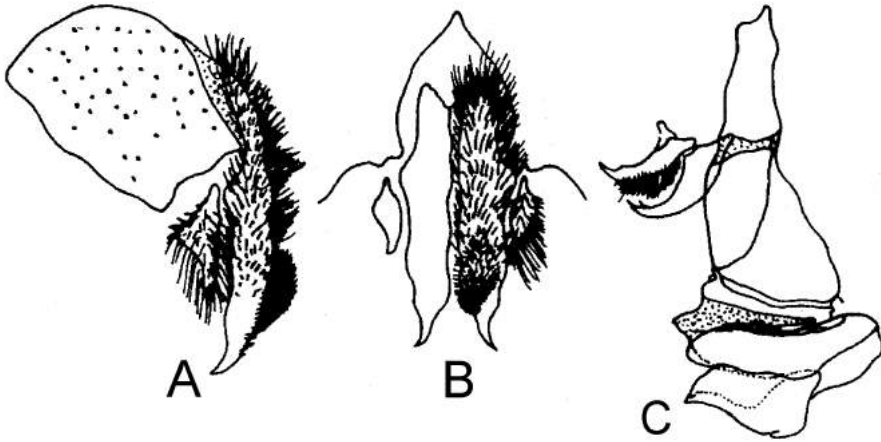
Devriesia picciolinea Lehrer 2012
A, cerci and paracymbi, lateral view; B, distiphallus;
C, pregonite; D, postgonite.

Genus *Dolichophalla* Rohdendorf, 1963



Dolichophalla marcadita Lehrer, 2012
A, cerci and paralobi, lateral view; B, cerci and paralobi, dorsal view;
C, distiphallus; D, pregonite; E, postgonite.

Genus *Dravidia* Lehrer, 2010

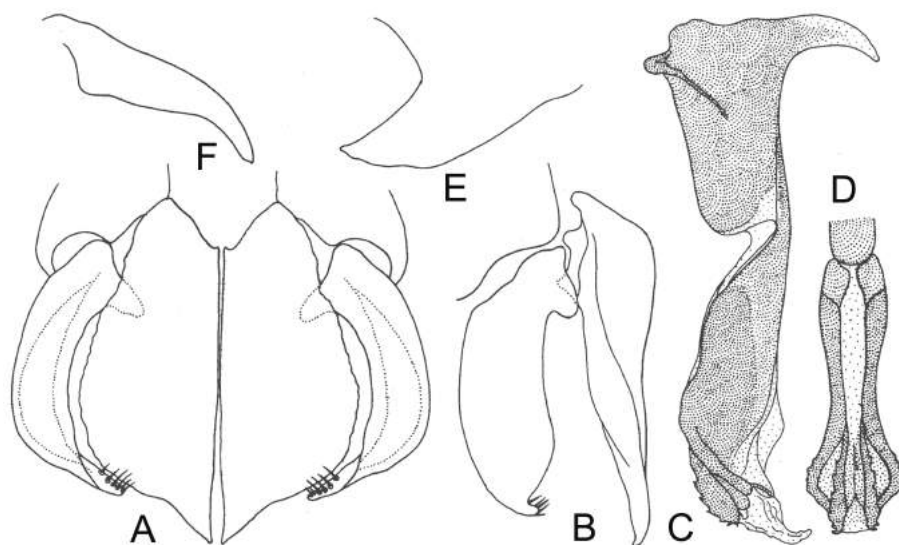


Dravidia cavangarei (Nandi, 1988)

(after Nandi)

A, cerci and paralobi, lateral view; B, cerci and paralobi, dorsal view;

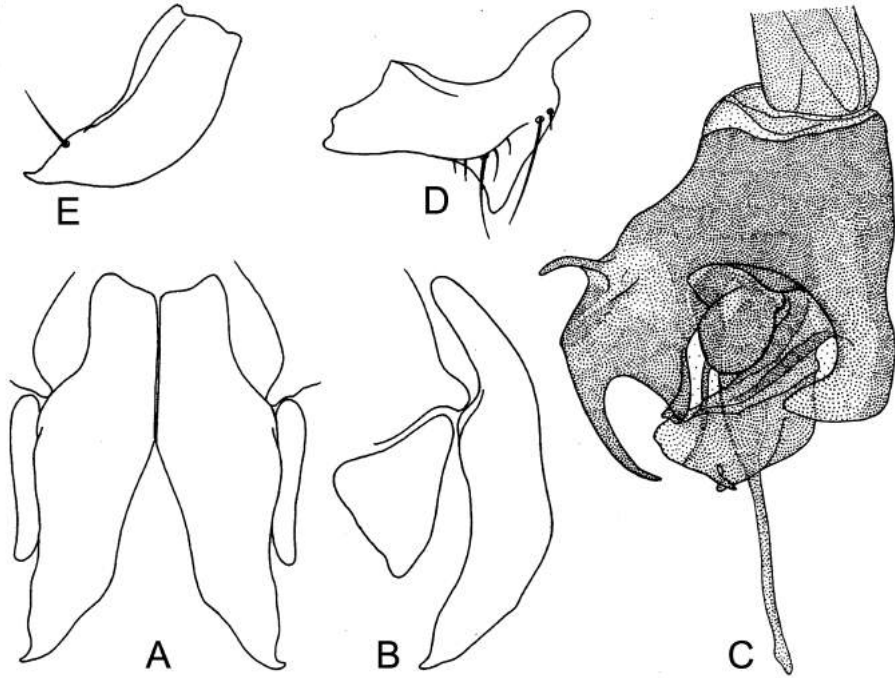
C, phallosome and gonite;



Eweka cordicerci Lehrer, 2012

- A, cerci and paralobi, dorsal view; B, cerci and paralobi, lateral view;
C, phallosome, lateral view; D, phallosome anterior view;
E, pregonite; F, postgonite.

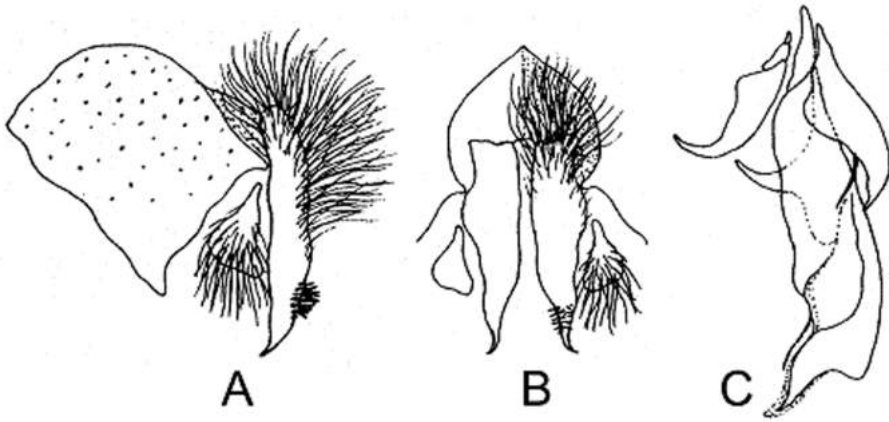
Genus **Fanzidella** Lehrer, 2003



Fanzidella erzulia Lehrer, 2003

A, cerci and paralobi, dorsal view; B, cerci and paralobi, lateral view; C, phallosome;
D, pregonite; E, postgonite.

Genus **Girnarria** Verves, 2001



Girnarria girnarensis (Nandi, 1992)

(after Nandi)

A, cerci and paralobi, lateral view; B, cerci and paralobi, dorsal view;

C, phallosome and gonite, lateral view.

Genus **Golania** Lehrer, 2000



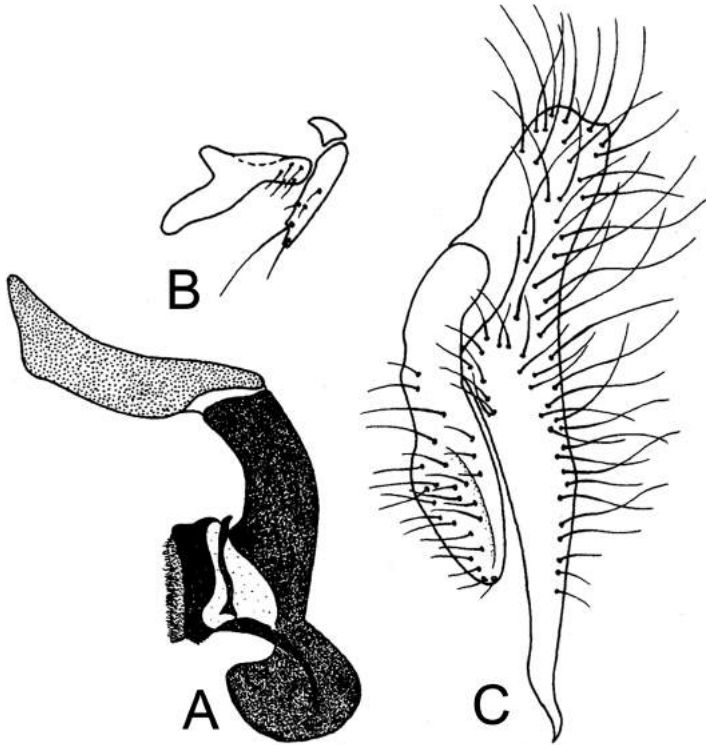
Golania platariae (Povolny, 1992}
(after Povolny)
Genitalia

Genus **Griseiforma** Lehrer, 2012



Griseiforma grisea (Villeneuve, 1916)
(after Zumpt)
Phallosome.

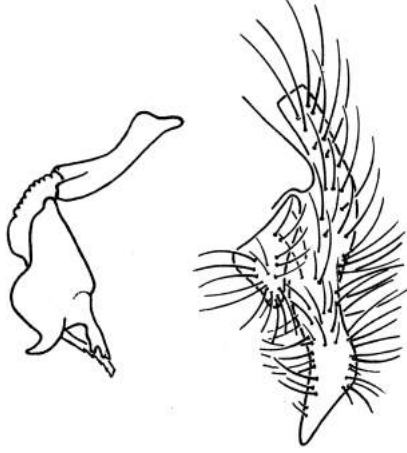
Genus **Guanoxipha** Lehrer, 2012



Guanoxipha virgo (Pape, 1994)
(after Pape)

A, phallosome, lateral; view; B, gonite; C, cerci and paralobi, lateral view.

Genus **Heteronychia** Brauer & Bergenstamm, 1889



Heteronychia amica Peris, Gonzales-Mora & Mingo, 1998
(after Peris, Gonzales-Mora & Mingo)
Phallosome, cerci and parolobi, lateral view



Heteronychia amica Peris, Gonzales-Mora & Mingo, 1998
(after Whitmore)
Distiphallus, cerci and parolobi, lateral view.

Genus **Heteronychia** Brauer & Bergenstamm, 1889

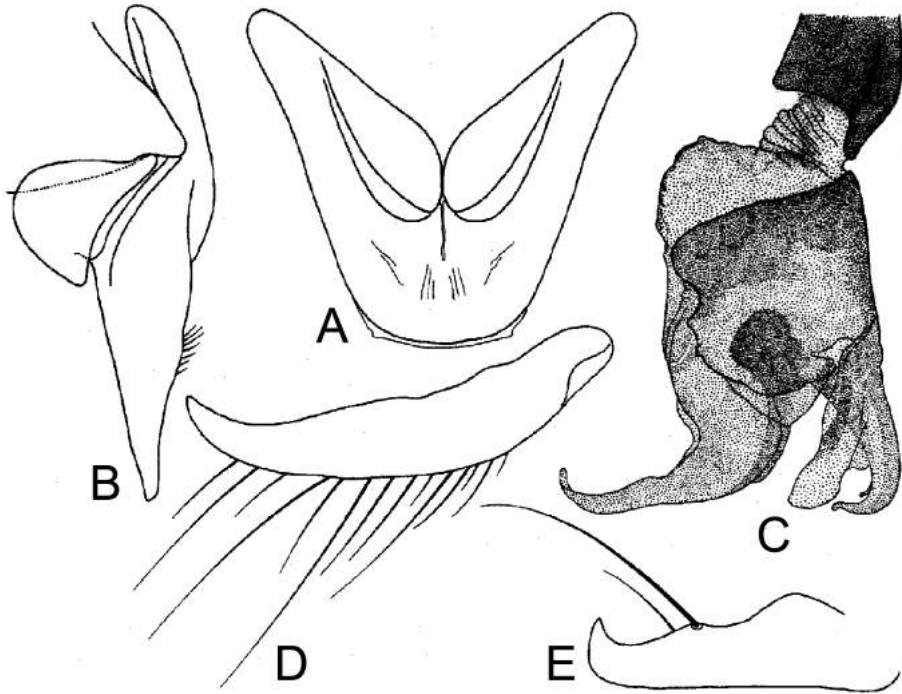


Heteronychia budapestana Lehrer, 2011
(after Mihalyi)
Genitalia, lateral view



Heteronychia budapestana Lehrer, 2011
(after Whitmore, Richet, Pape & Blackith)
Distiphallus, cerci and paralobi, lateral view

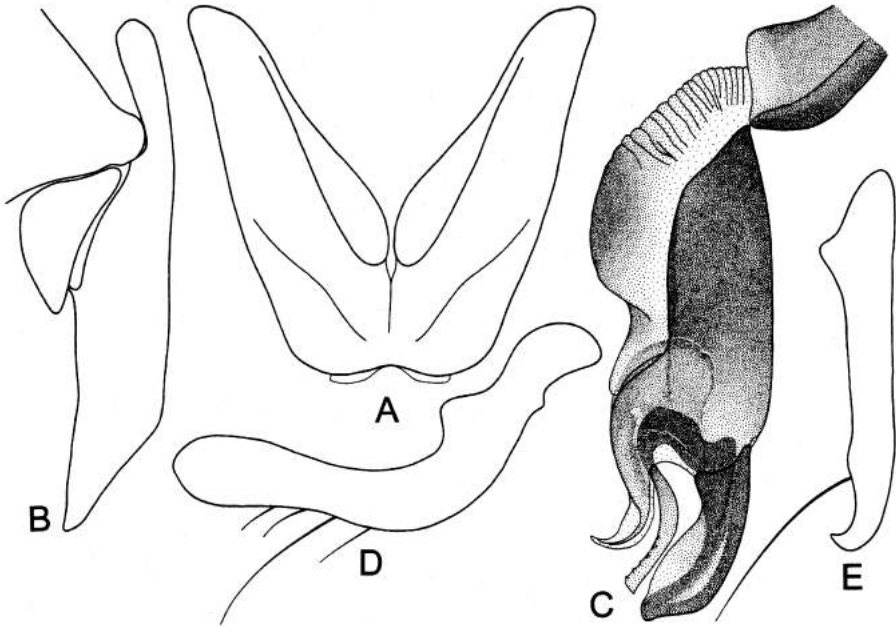
Genus **Heteronychia** Brauer & Bergenstamm, 1889



Heteronychia dayani Lehrer, 1996

A, sternite V; B, cerci and paralobi, lateral view; C, distiphallus;
D, pregonite; E, postgonite.

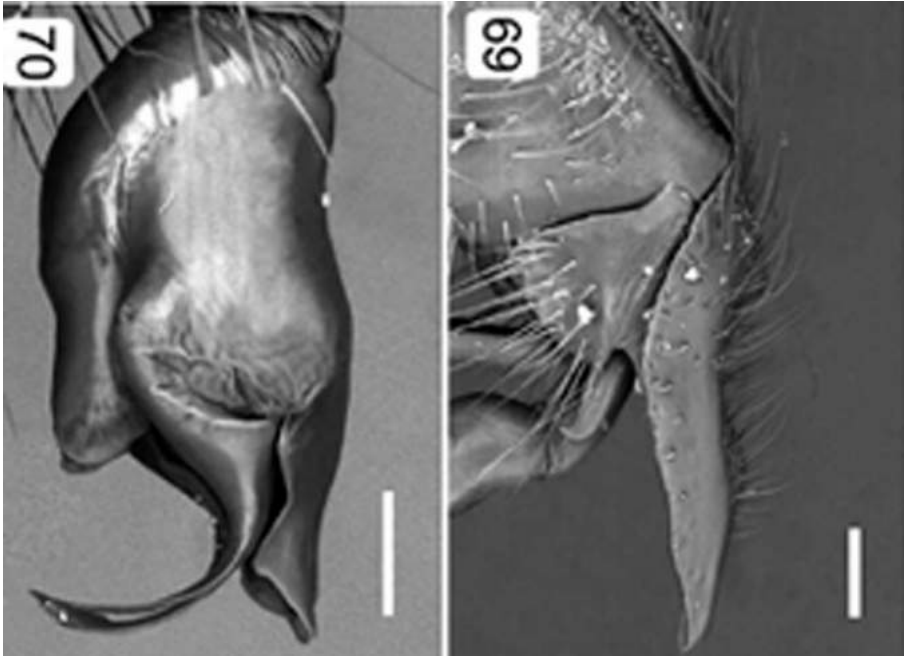
Genus **Heteronychia** Brauer & Bergenstamm, 1889



Heteronychia depressifrons (Zetterstedt, 1845)

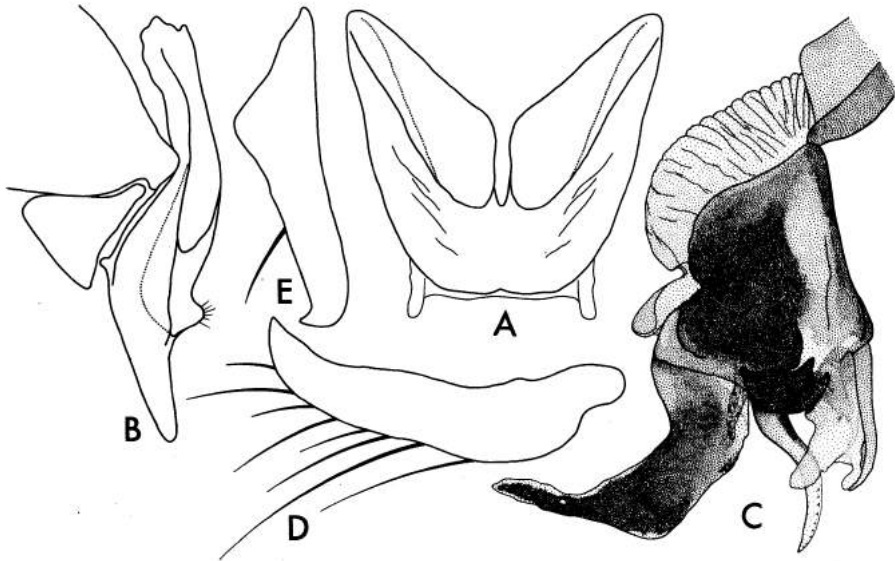
A, sternite V; B, cerci and paralobi, lateral view; C, distiphallus;
D, pregonite; E, postgonite.

Genus **Heteronychia** Brauer & Bergenstamm, 1889



Heteronychia garda Lehrer, □ 2012
(after Whitmore)
Distiphallus, cerci and paralobi, lateral view.

Genus **Heteronychia** Brauer & Bergenstamm, 1889



Heteronychia kerteszi (Villeneuve, 1912)

A, sternite V; B, cerci and paralobi, lateral view; C, distiphallus;
D, pregonite; E, postgonite.

Genus **Heteronychia** Brauer & Bergenstamm, 1889



Heteronychia vagans (Meigen, 1826)
(after Rohdendorf)
Genitalia, laeral view

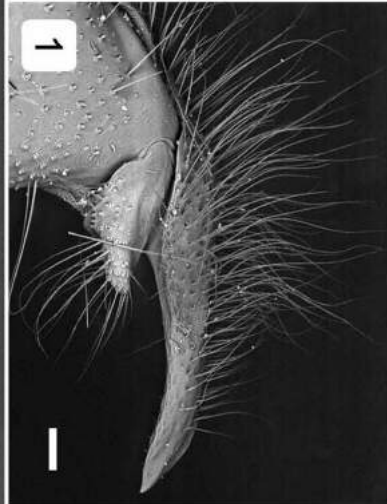


Heteronychia vagans (Meigen, 1826)
(after Whitmore)
Genitalia, lateral view.

Genus **Heteronychia** Brauer & Bergenstamm, 1889

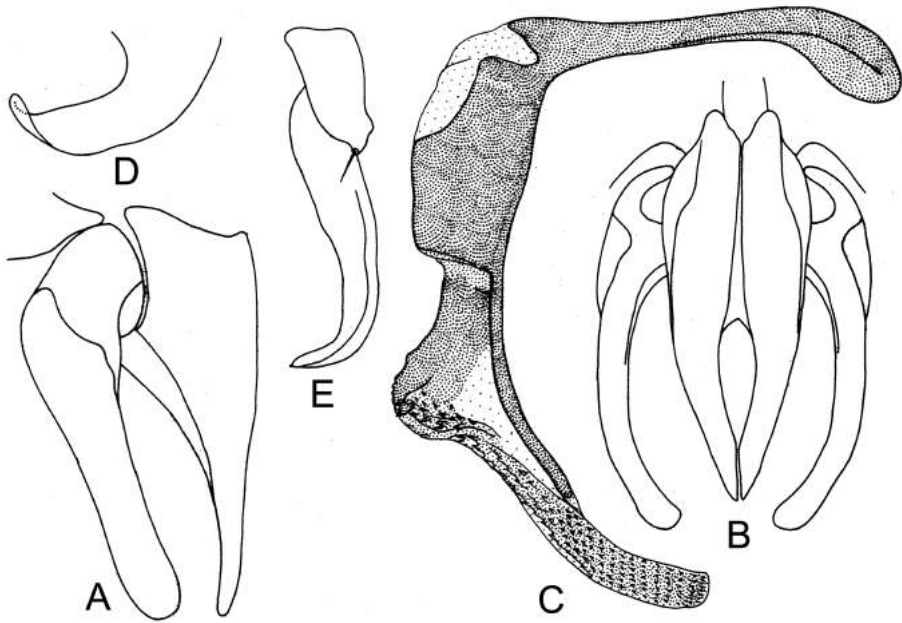


Heteronychia vervesi Povolny, 1996
(after Povolny)



Genitalia, lateral view. *Heteronychia vervesi* Povolny, 1996
(after Whitmore)
Genitalia, lateral view.

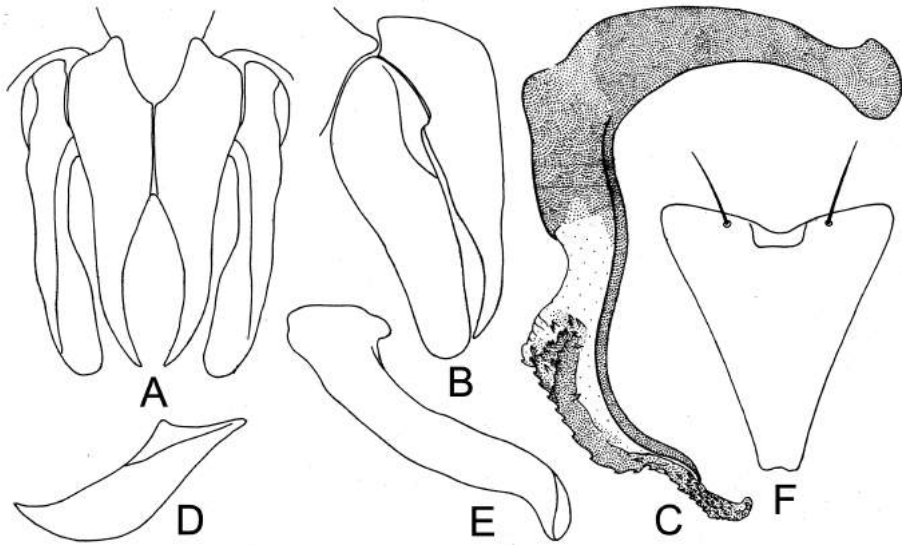
Genus **Hoplcephala** Macquart, 1846



Hoplcephala baringtonella Lehrer, 2012

A, cerci and paralobi, lateral view; B, cerci and paralobi, dorsal view;
C, phallosome; D, pregonite; E, postgonite.

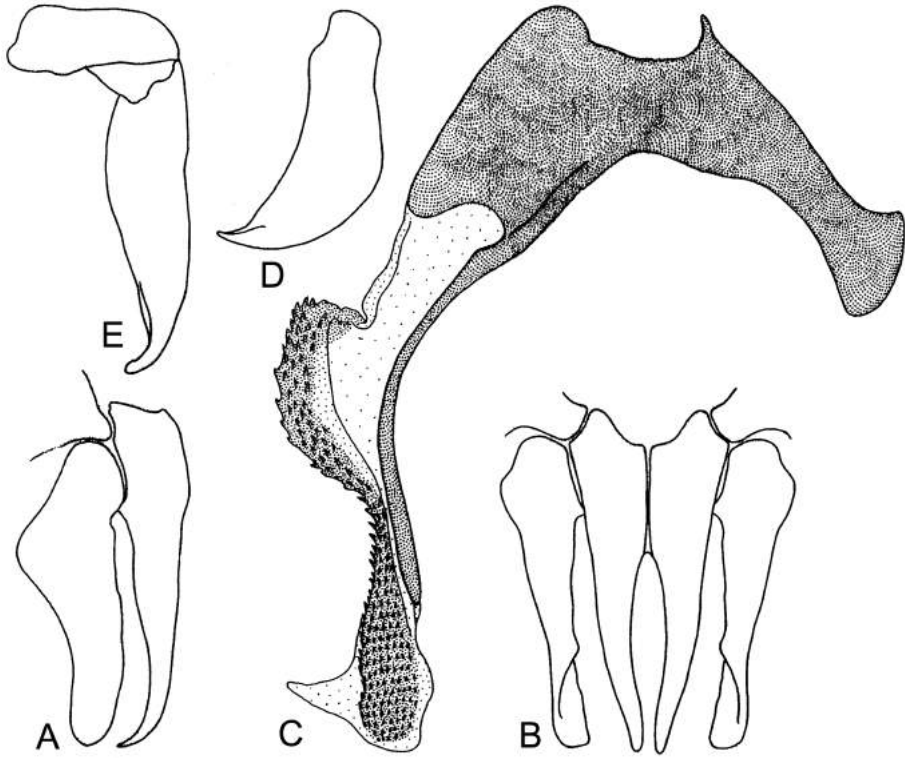
Genus **Hoplcephala** Macquart, 1846



Hoplcephala finiae Lehrer, 2012

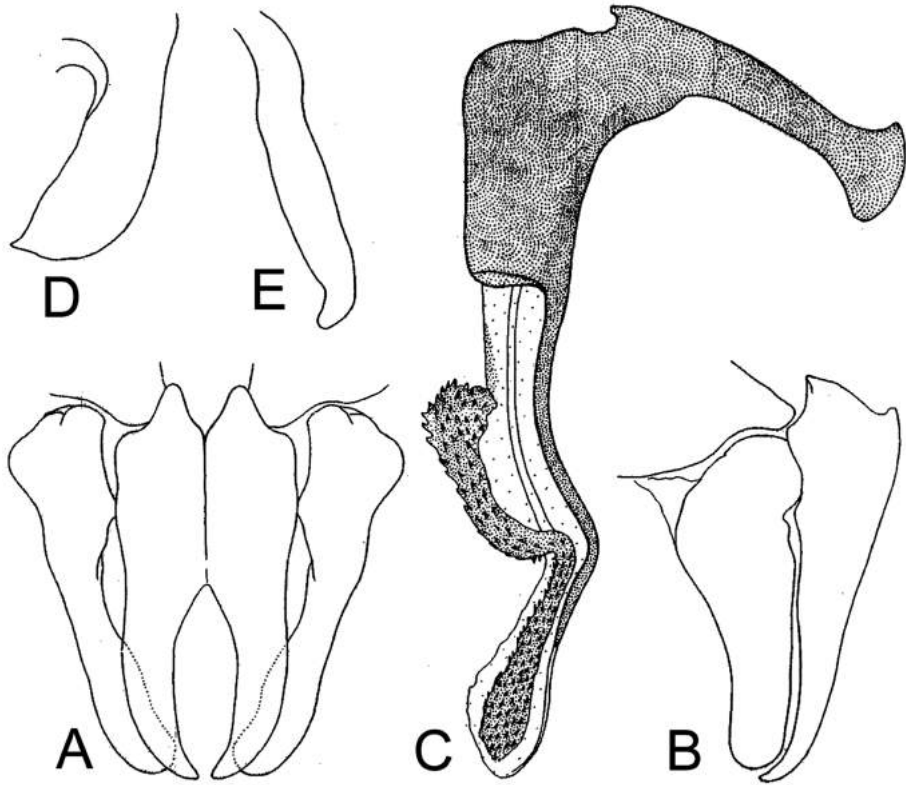
A, cerci and paralobi, dorsal view; B, cerci and paralobi, lateral view;
C, phallosome; D, pregonite; E, postgonite; F, sernite V.

Genus **Hoplocephala** Macquart, 1846



Hoplocephala goronela Lehrer, 2012
A, cerci and paralobi, lateral view; B, cerci and paralobi, dorsal view;
C, phallosome; D, pregonite; E, postgonite.

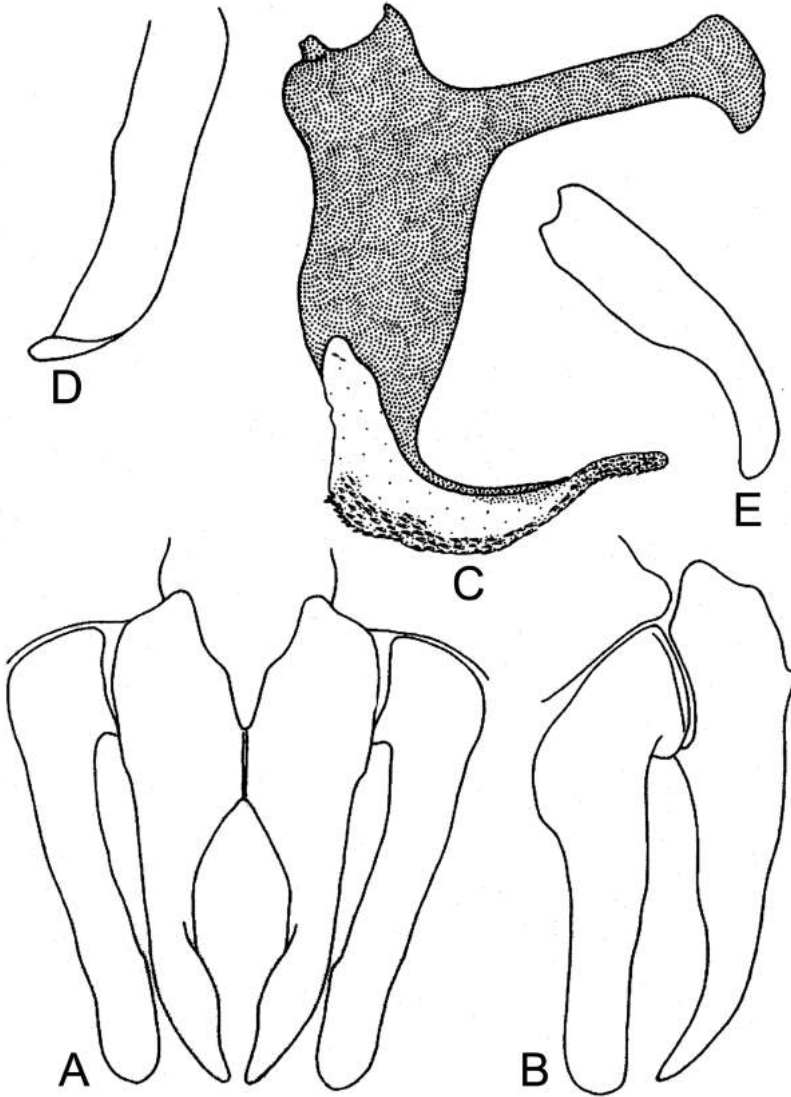
Genus **Hoplocephala** Macquart, 1846



Hoplocephala kenyola Lehrer, 2012

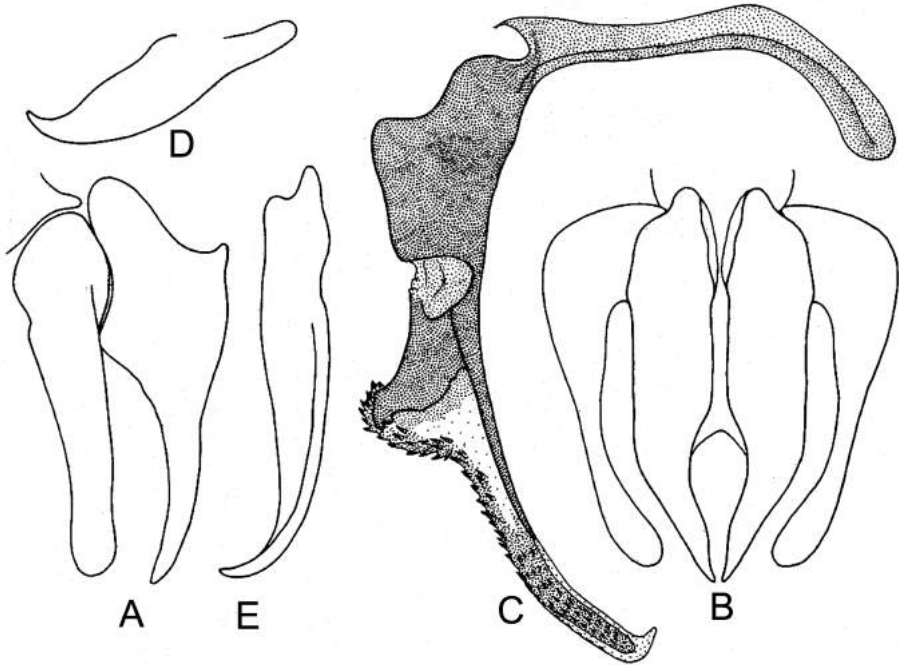
A, cerci and paralobi, lateral view; B, cerci and paralobi, dorsal view;
C, phallosome; D, pregonite; E, postgonite.

Genus *Hoplcephala* Macquart, 1846



Hoplcephala maculosa Villeneuve, 1916
A, cerci and paralobi, dorsal view; B, cerci and paralobi, lateral view;
C, phallosome; D, pregonite; E, postgonite.

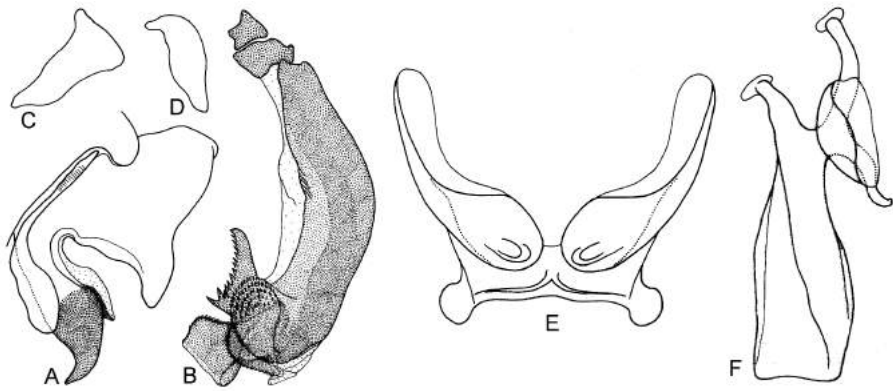
Genus **Hoplancephala** Macquart, 1846



Hoplancephala mumbosa Lehrer, 2012

A, cerci and paralobi, lateral view; B, cerci and paralobi, dorsal view;
C, phallosome; D, pregonite; E, postgonite.

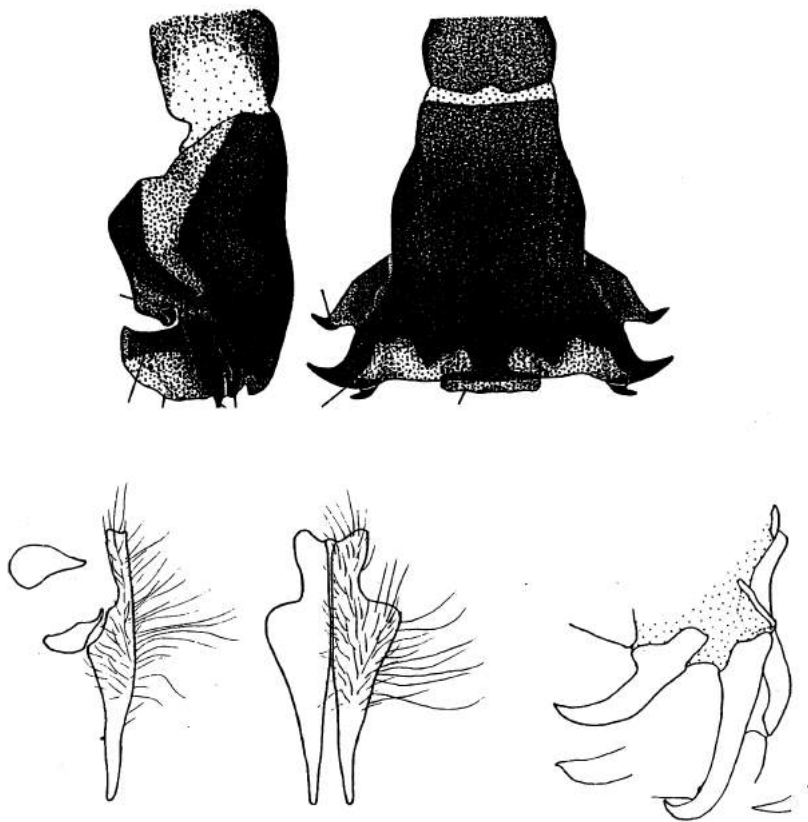
Genus **Hystricocnema** Townsend, 1919



Hystricocnema plinthopyga (Wiedemann, 1830)


A, cerci and paralobi, lateral view; B, phallosome; C, pregonite; D, postgonite;
E, sternite V; F, sternite VI..

Genus **Iafecnema** Lehrer, 1995



Iafecnema armeniphaga Lehrer, 2011
(after Blackith, Blackith & Pape)
Distiphallus, cerci, paralobi and gonite.

Genus **Iafecnema** Lehrer, 1995

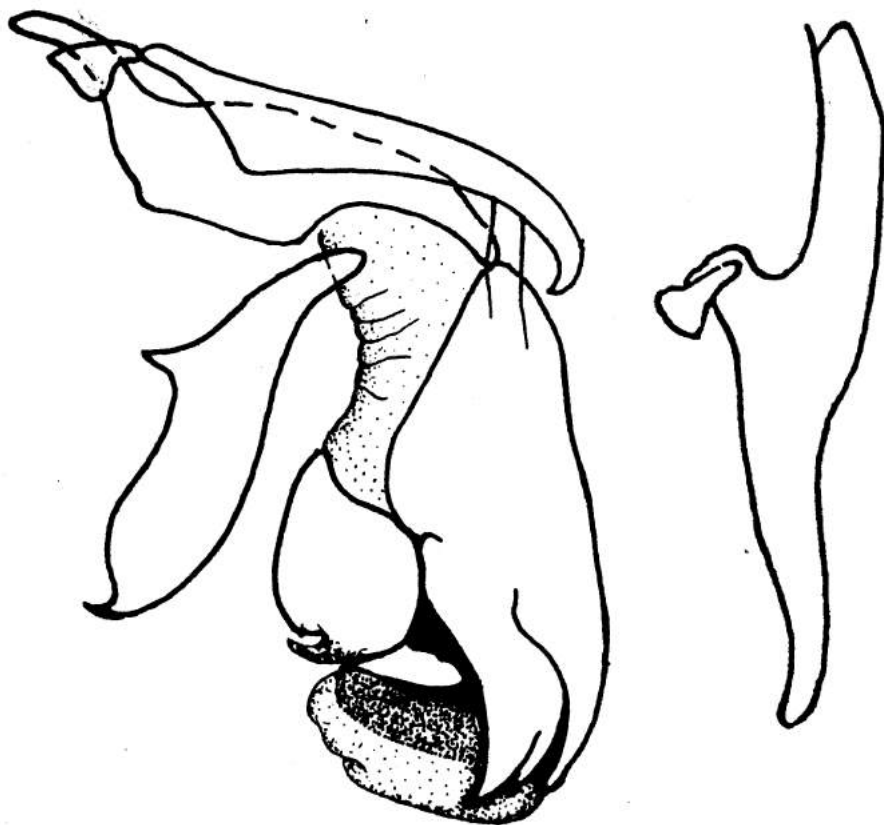


Iafecnema hortobagyensis (Mihalyi, 1979)

(after Mihalyi)

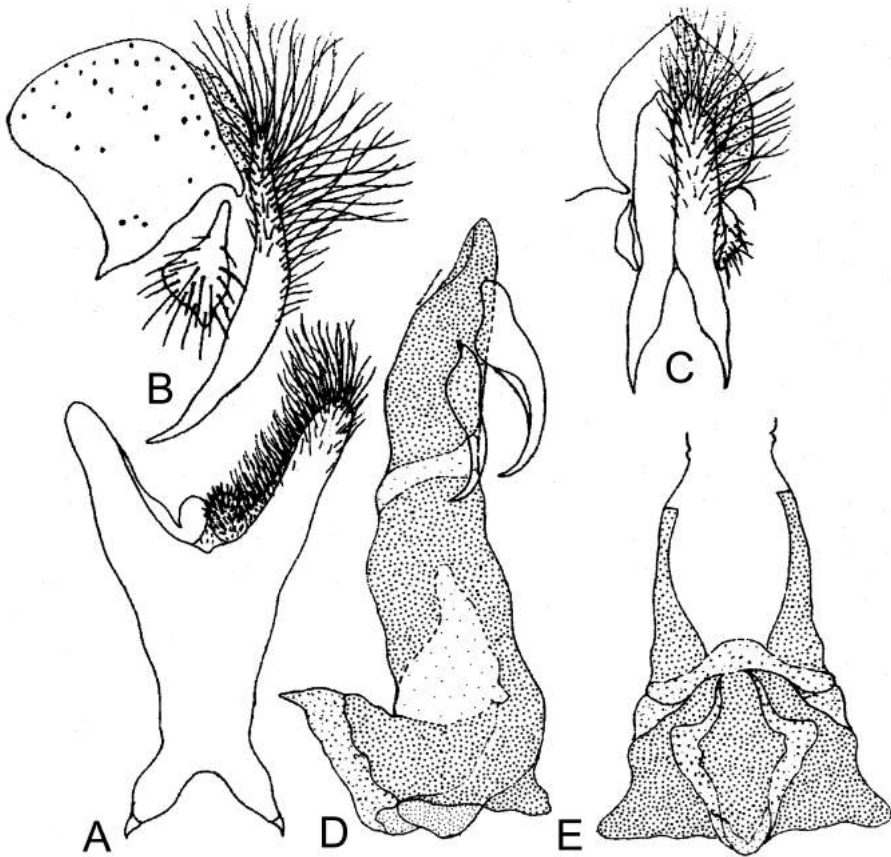
Genitalia, lateral view and distiphallus, dorsal view.

Genus *Iafecnema* Lehrer, 1995



Iafecnema kartuliana Lehrer, 2011
(after Verves)
Genitalia, lateral view.

Genus **Kaimariana** Lehrer, 2011



Kaimariana aldrichi (Nandi, 1992)

(after Nandi)

A, sternite V; B, cerci and paralobi, lateral view; C, cerci and paralobi, dorsal view;

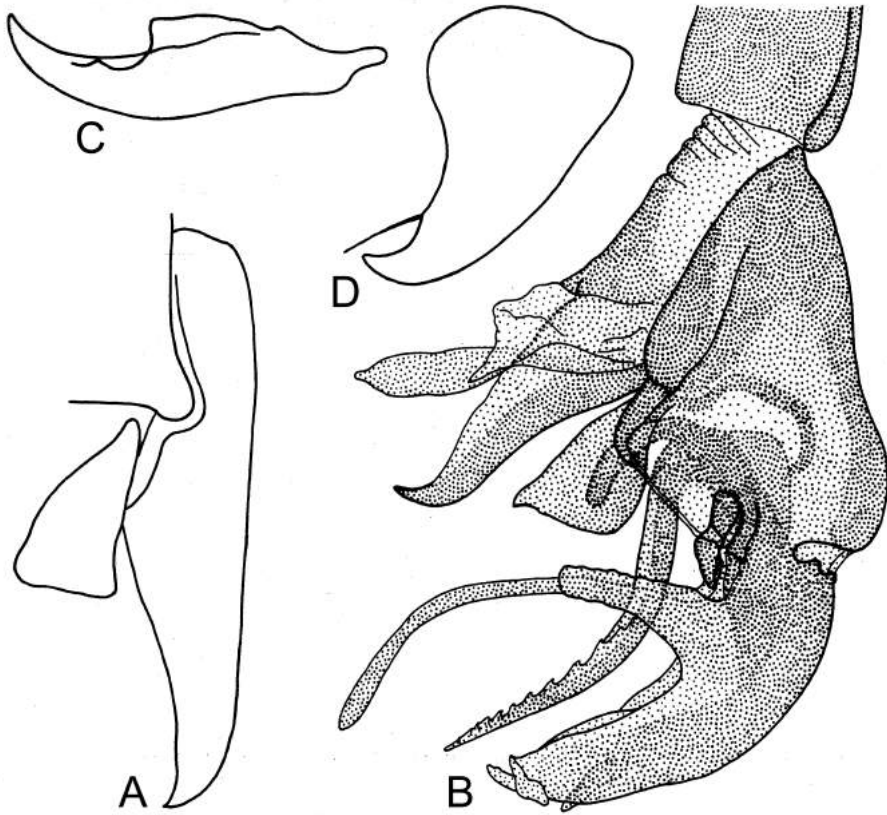
D, phallosome and gonite, lateral view; E, distiphallus, ventral view.

Genus **Kanoisca** Rohdendorf, 1965



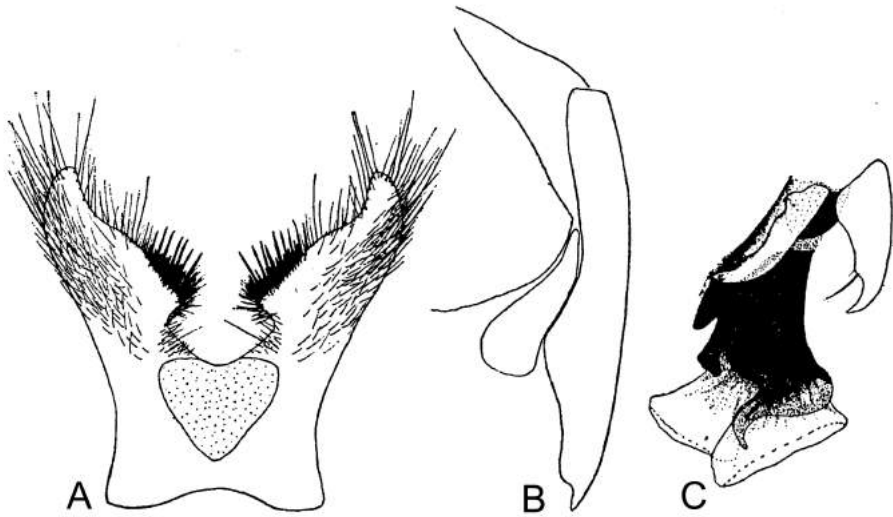
Kanoisca honshunia Lehrer, 2011
(after Kano, Field & Shinonaga)
Genitalia, lateral view.

Genus *Kanoisca* Rohdendorf, 1965



Kanoisca kanoi (Park, 1962)
A, cerci and paralobi, lateral view; B, distiphallus;
C, pregonite; D, postgonite.

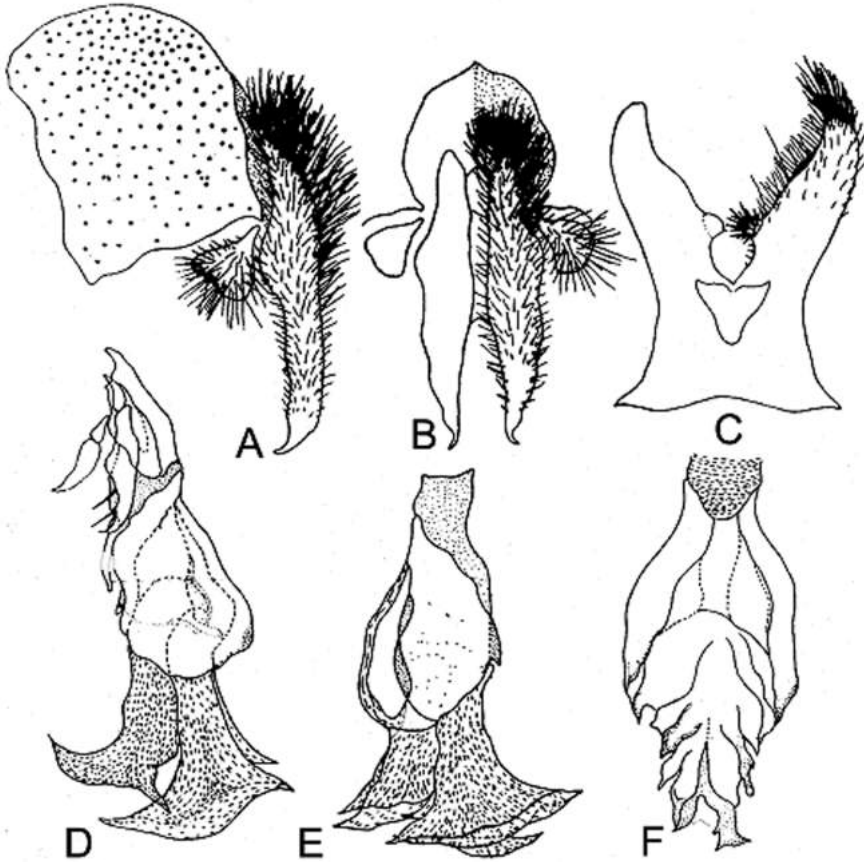
Genus **Kozlovea** Rohdendorf, 1937



Kozlovea cetu Chao & Zhang, 1978
(after Chao & Zhang)

A, sternite V; B, cerci and paralobi, lateral view; C, distiphallus.

Genus *Kozlovea* Rohdendorf, 1937

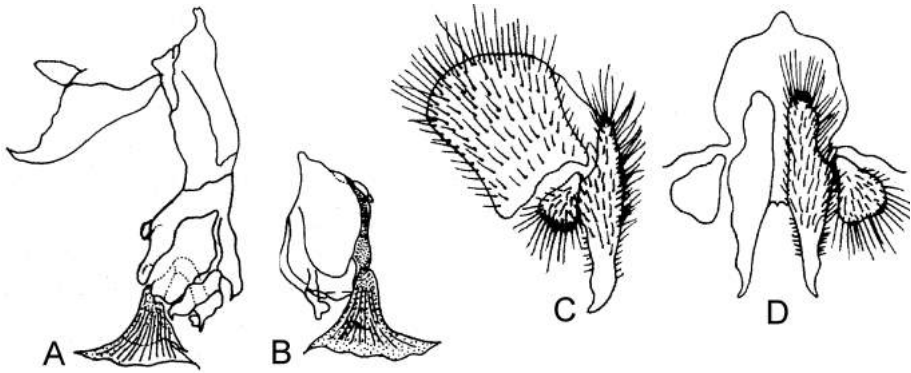


Kozlovea kolkatia Lehrer, 2010

(after Nandi)

A, cerci and paralobi, lateral view; B, cerci and paralobi, dorsal view; C, sternite V;
D-F, distiphallus.

Genus **Kozlovea** Rohdendorf, 1937

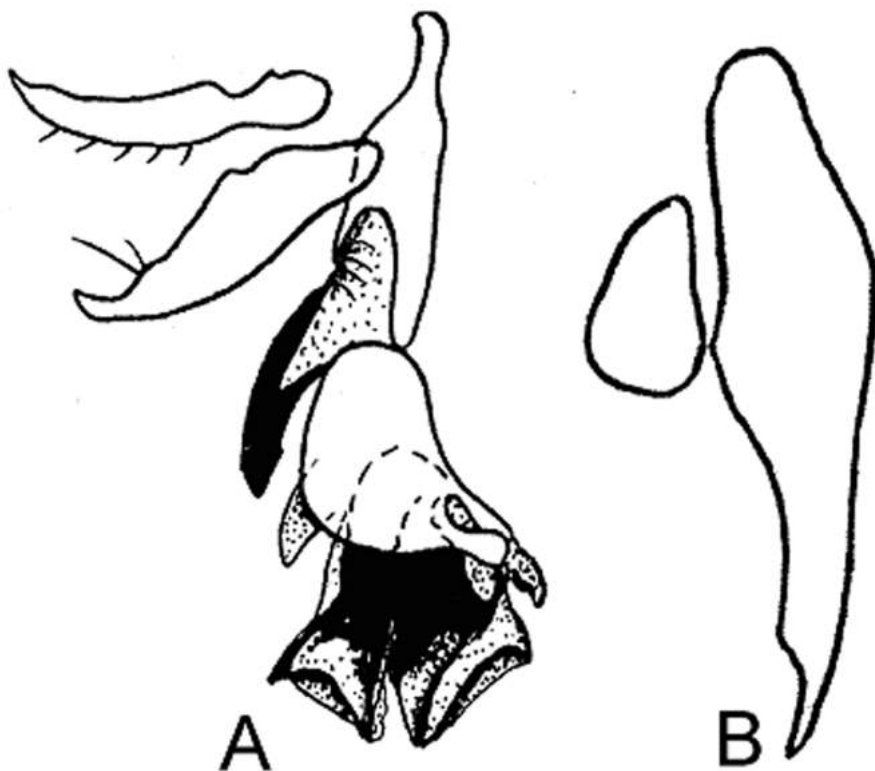


Kozlovea lopesi Nandi, 1976

(after Nandi)

A, phallosome and gonite, left side view; B, distiphallus, right side view;
C, cerci and paralobi, lateral view; D, cerci and paralobi, dorsal view.

Genus **Kozlovea** Rohdendorf, 1937

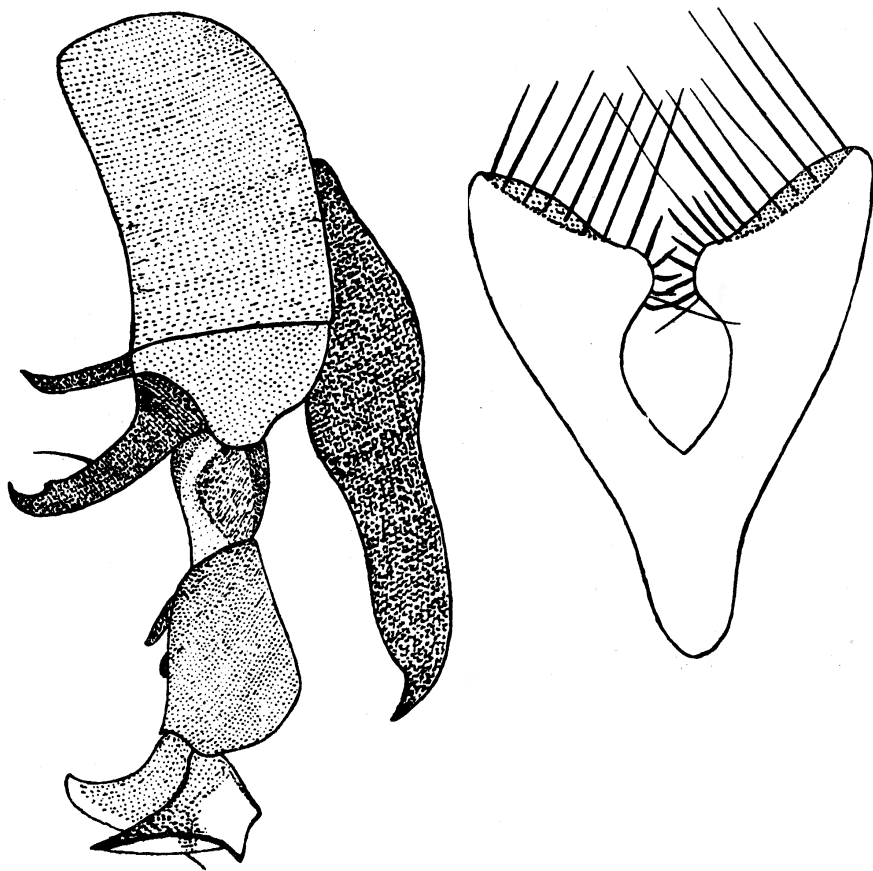


Kozlovea nyatria Lehrer, 2010

(after Verves)

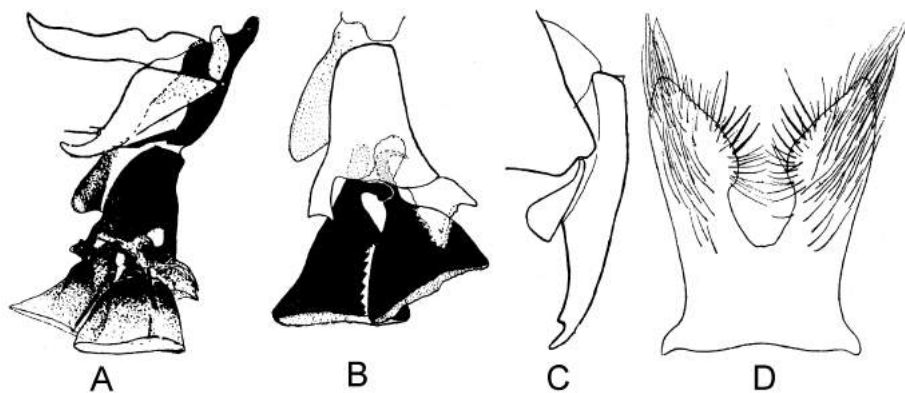
A, phallosome and gonite; B, cerci and paralobi, lateral view.

Genus **Kozlovea** Rohdendorf, 1937



Kozlovea peshelicis (Senior-White, 1930)
(after Senior-White)
Genitalia and sternite V.

Genus **Kozlovea** Rohdendorf, 1937

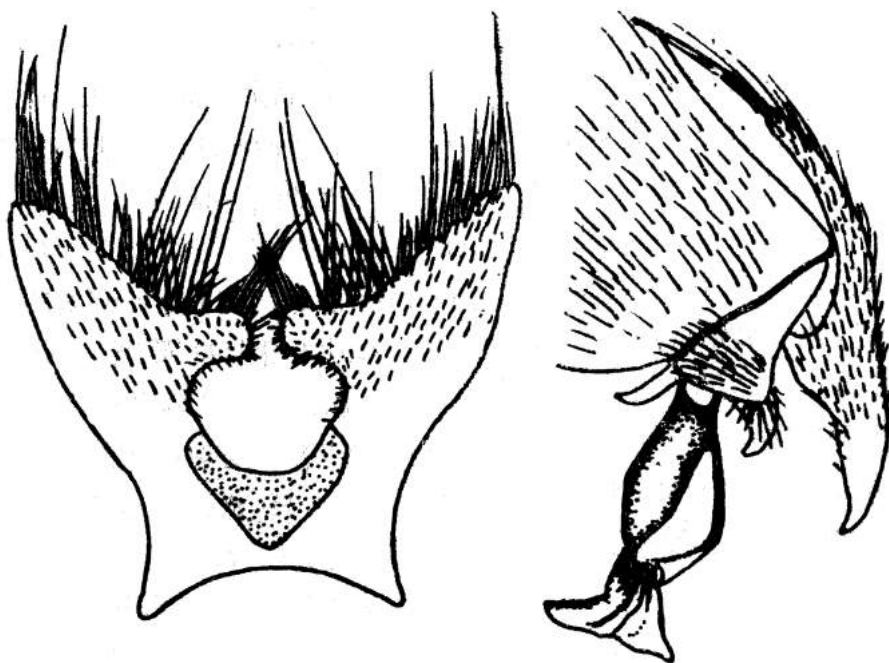


Kozlovea tshernovi Rohdendorf, 1937

(after Rohdendorf)

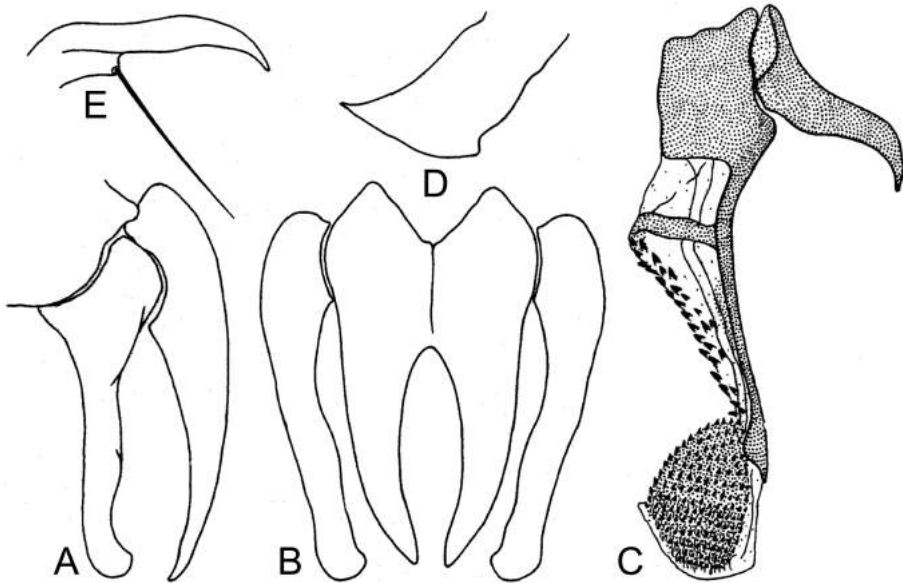
A, phallosome, left side view; B, distiphallus, right side view,
C, cerci and paralobi, lateral view; D, sternite V.

Genus **Kozlovea** Rohdendorf, 1937



Kozlovea yangiana Lehrer, 2010)
(after Fan Zide)
Sternite V and genitalia

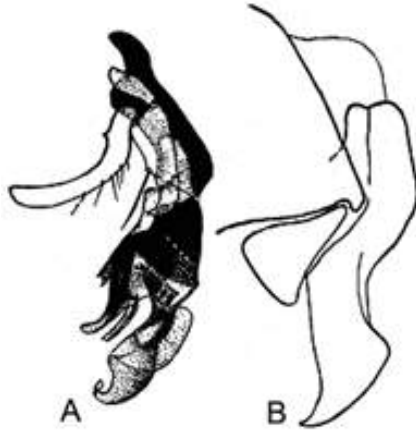
Genus **Lamprometopia** Macquart, 1846



Lamprometopia raysae Lehrer, 2012

A, cerci and paralobi, lateral view; B, cerci and paralobi, dorsal view ;
C, phallosome; D, pregonite; E, postgonite.

Genus *Leclercqiomyia* Lehrer, 1976



Leclercqiomyia penicillata (Villeneuve, 1907)
(after Rohdendorf)

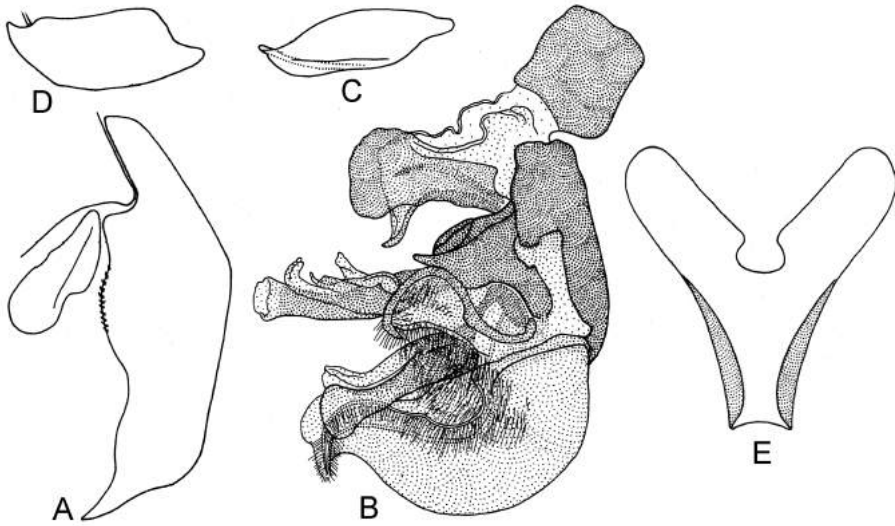
A, phallosome : B, cerci and paralobi, lateral view.



Leclercqiomyia penicillata (Villeneuve, 1907)
(after Whitmore)

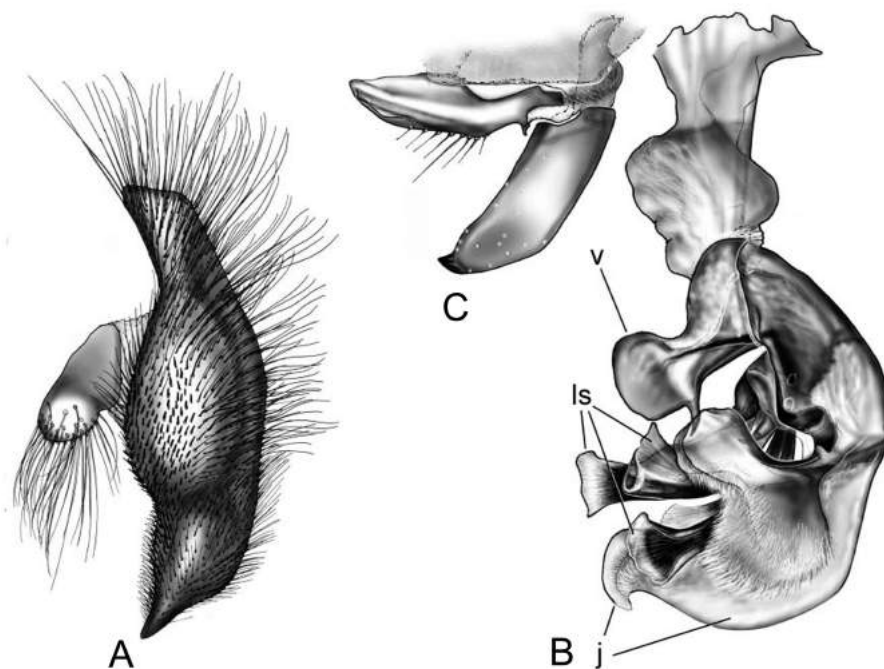
Distiphallus, cerci and paralobi, lateral view

Genus **Leigongshanophaga** Lehrer & Wei, 2010



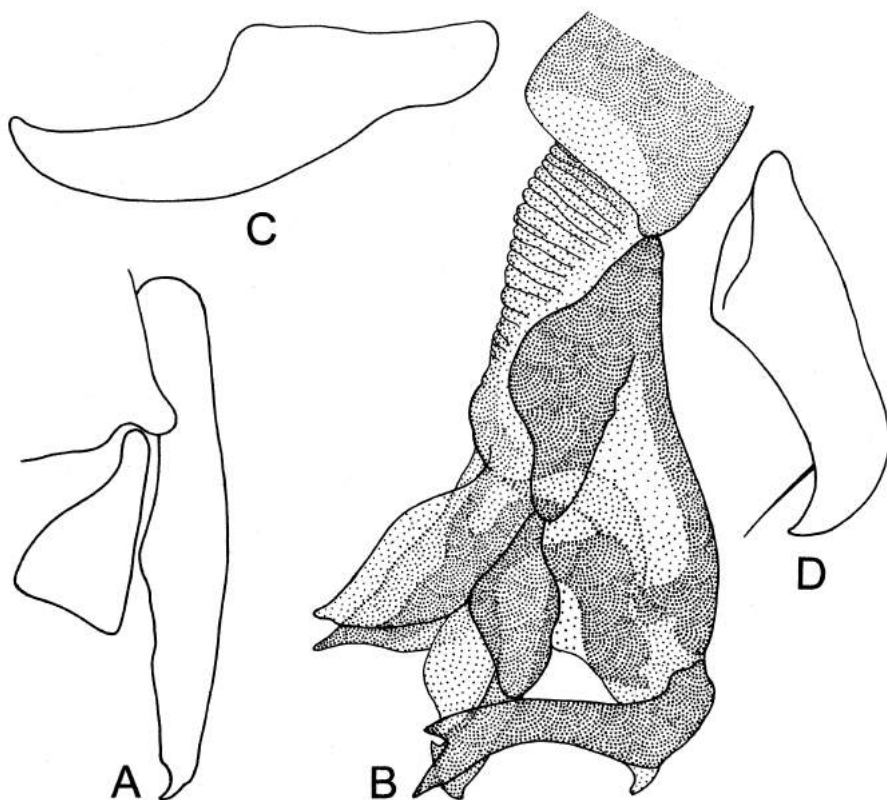
Leigongshanophaga catoptosa Wei & Yang, 2007
A, cerci and paralobi, lateral view; B, distiphallus;
C, pregonite; D, postgonite; E, sternite V.

Genus **Leigongshanophaga** Lehrer & Wei, 2010



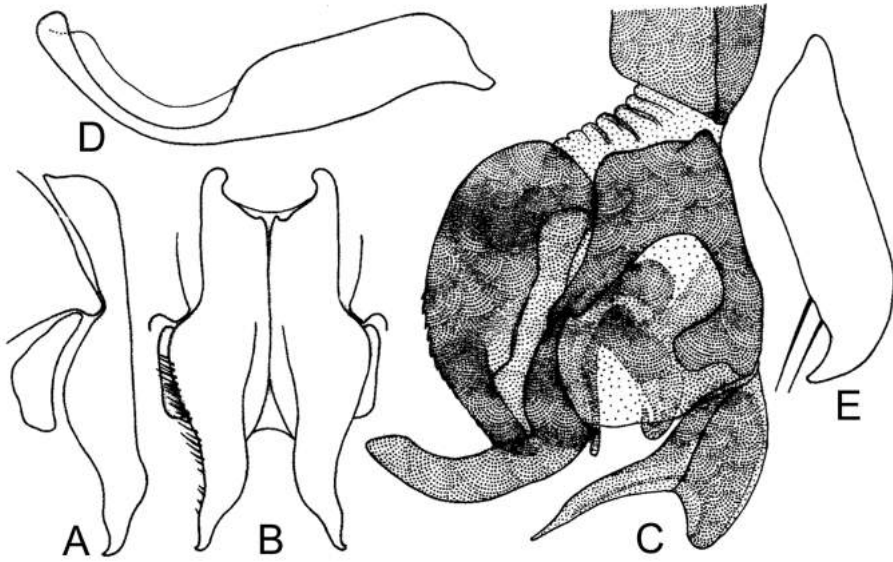
Leigongshanophaga suthep (Pape & Bänziger, 2003)
(after Pape & Bänziger)
A, cerci and parolobi, lateral view; B, distiphallus; C, gonite.

Genus **Liosarcophaga** Enderlein, 1928



Liosarcophaga brevicornis (Ho, 1934)
A, cerci and paralobi, lateral view; B, distiphallus;
C, pregonite; D, postgonite.

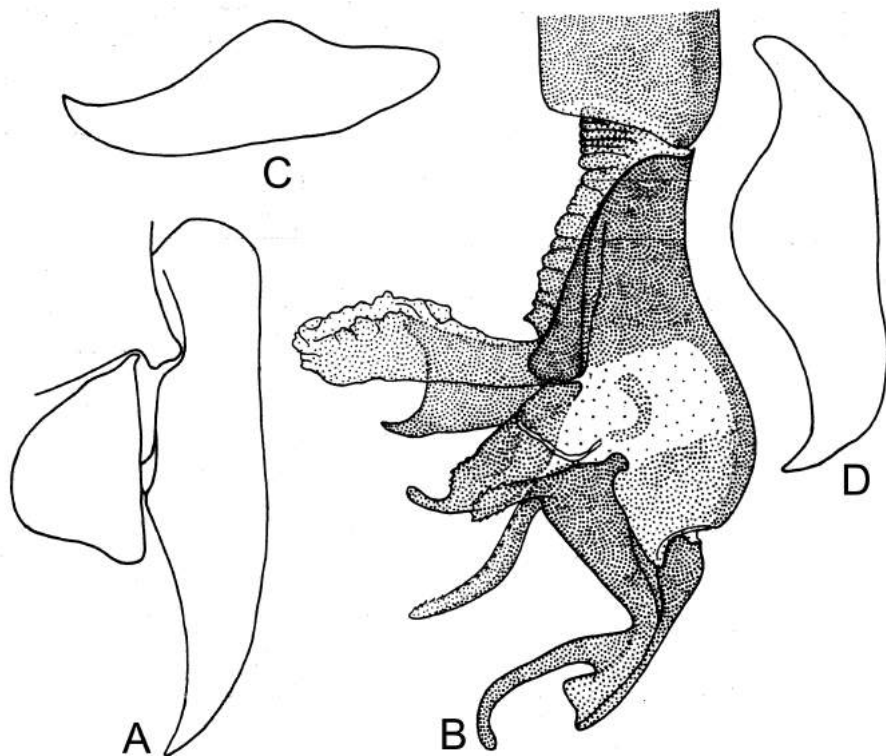
Genus **Liosarcophaga** Enderlein, 1928



Liosarcophaga edrossi Lehrer, 2009

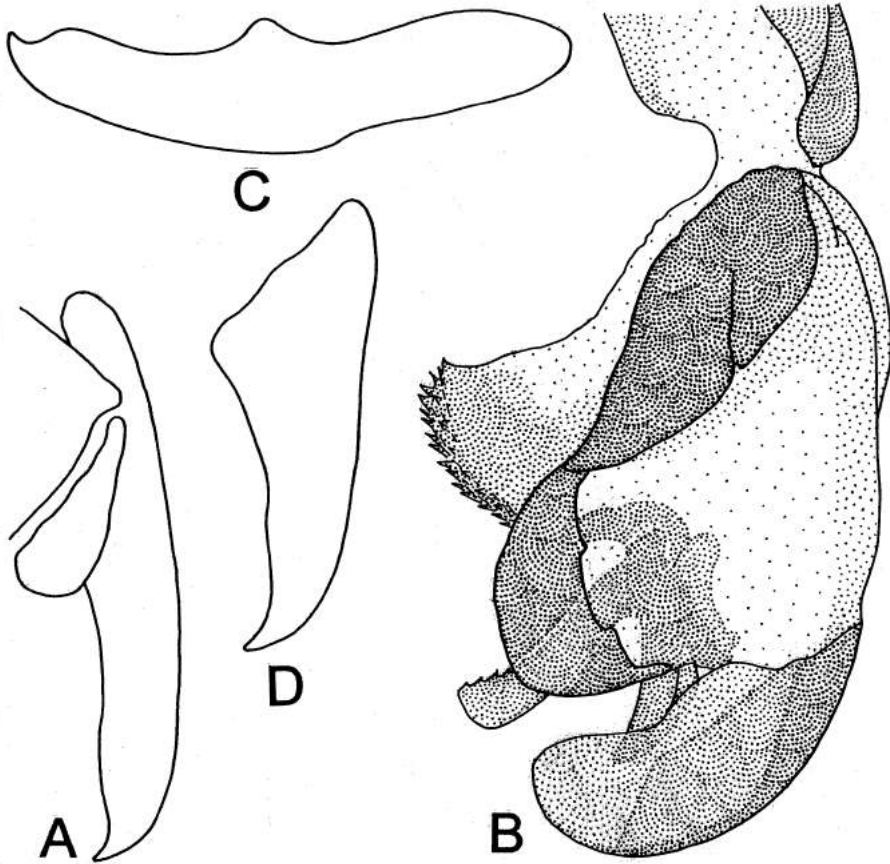
A, cerci and paraklobi, lateral view; B, cerci and paraklobi, dorsal view;
C, phallosome; D, pregonite; E, postgonite.

Genus **Liosarcophaga** Enderlein, 1928



Liosarcophaga mazuela Lehrer & Wei, 2011
A, cerci and parolobi, lateral view; B, distiphallus;
C, pregonite; D, postgonite.

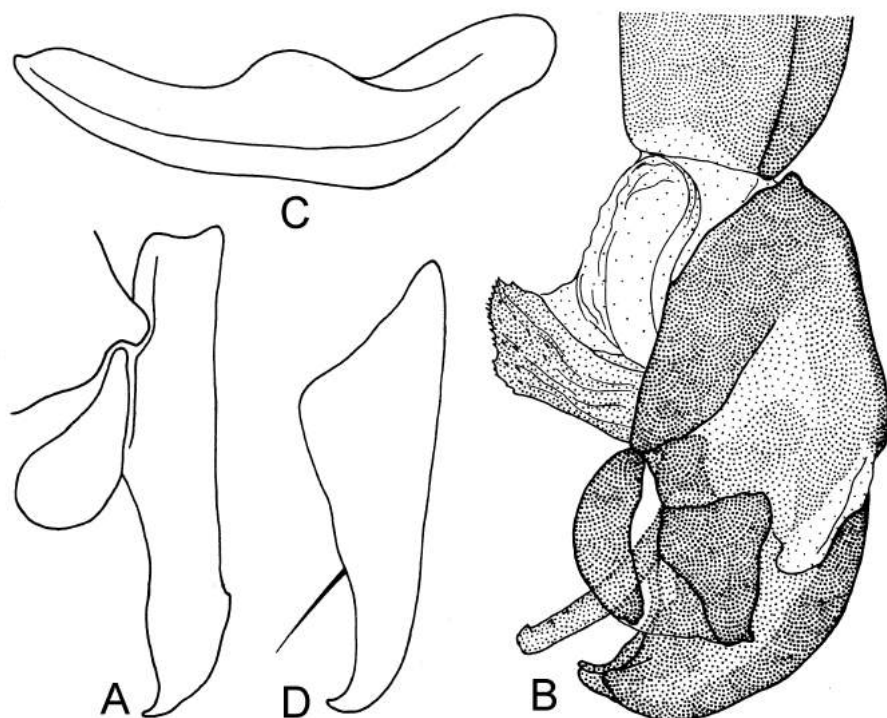
Genus **Malawixia** Lehrer, 2011



Malawixia sabiensis (Zumpt, 1953)

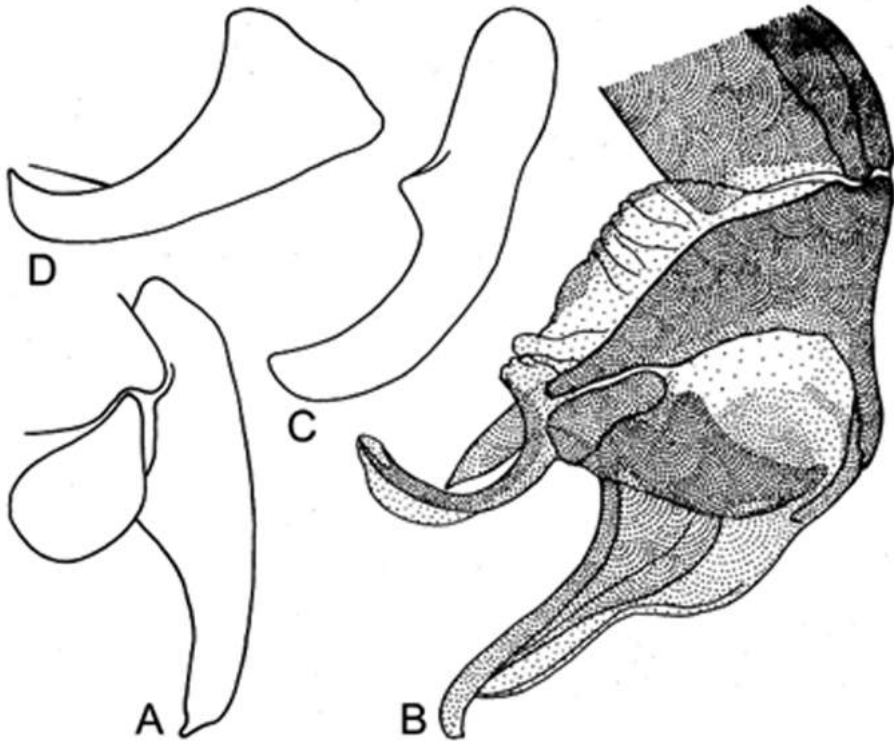
A, cerci and paralobi, lateral view; B, distiphallus;
C, pregonite; D, postgonite.

Genus **Malawixia** Lehrer, 2011



Malawixia sapitwana Lehrer, 2011
A, cerci and paralobi, lateral view; B, distiphallus;
C, pregonite; D, postgonite.

Genus **Mauritiella** Verves, 1989

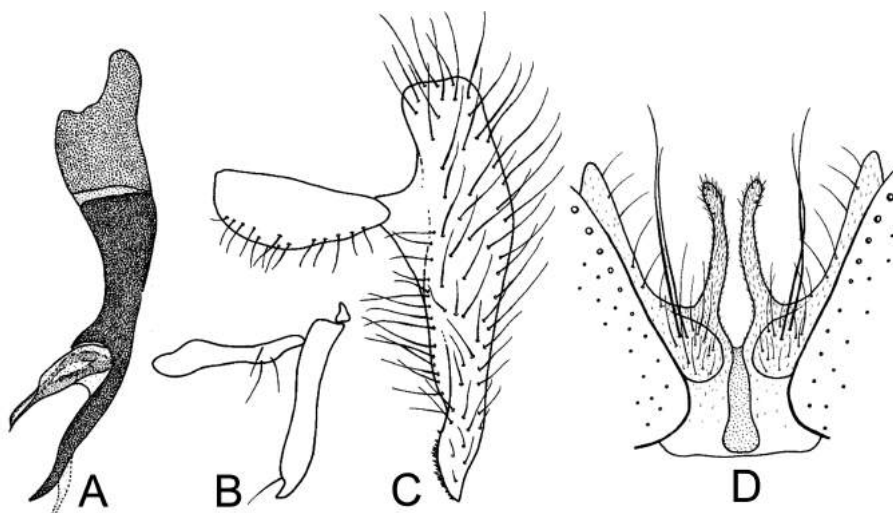


Mauritiella sukumaia Lehrer, 2010

A, cerci and paralobi, lateral view; B, distiphallus;

C, pregonite; D, postgonite.

Genus **Mexiphalla** Lehrer, 2012

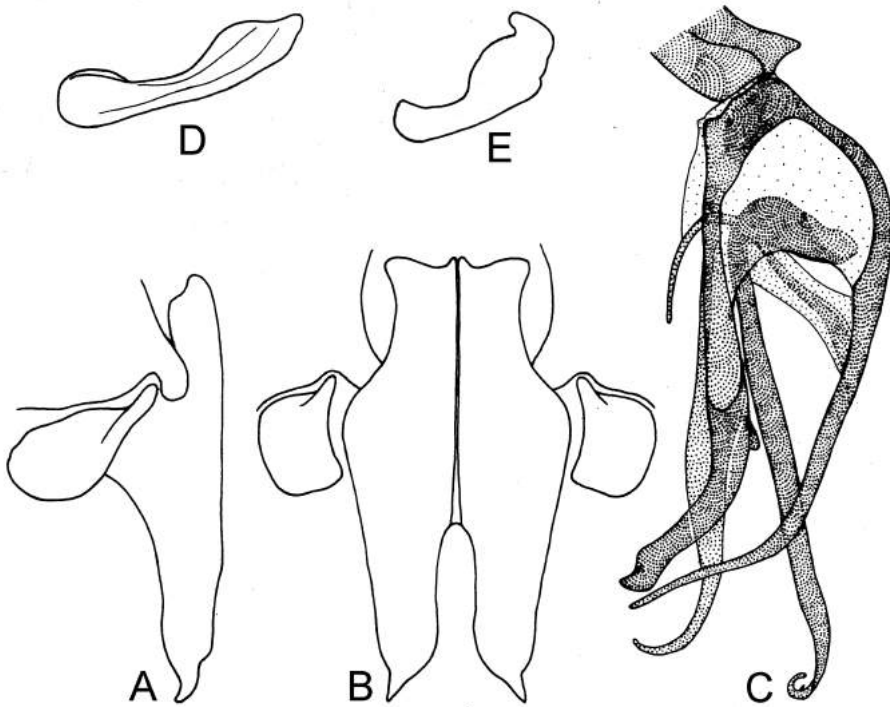


Mexiphalla mystica (Pape, 1994)

(after Pape)

A, phallosome; B, gonite, C, cerci and paralobi, lateral view; D, sternite V.


Genus *Montagnieria* Lehrer, 1994



Montagnieria loandania Lehrer, 2009

A, cerci and paralobi, lateral view; B, cerci and paralobi, dorsal view;
C, distiphallus; D, pregonite; E, postgonite.

Genus **Myorhina** Robineau-Desvoidy, 1830

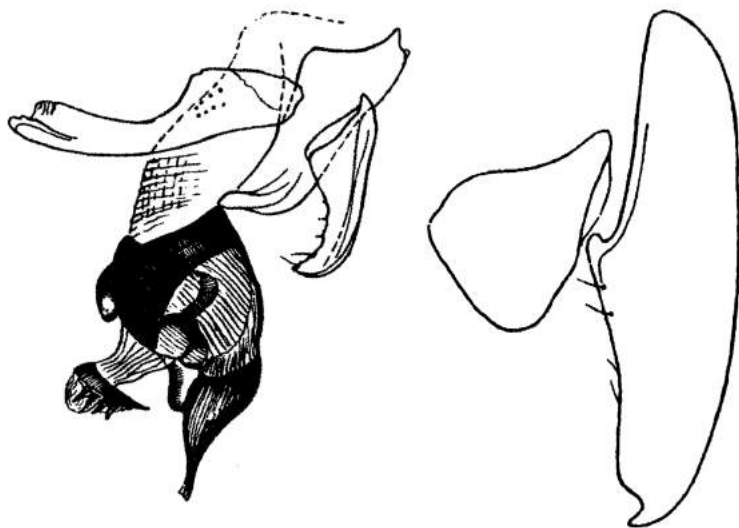


Myorhina altainula Lehrer, 2009

(after Rohdendorf)

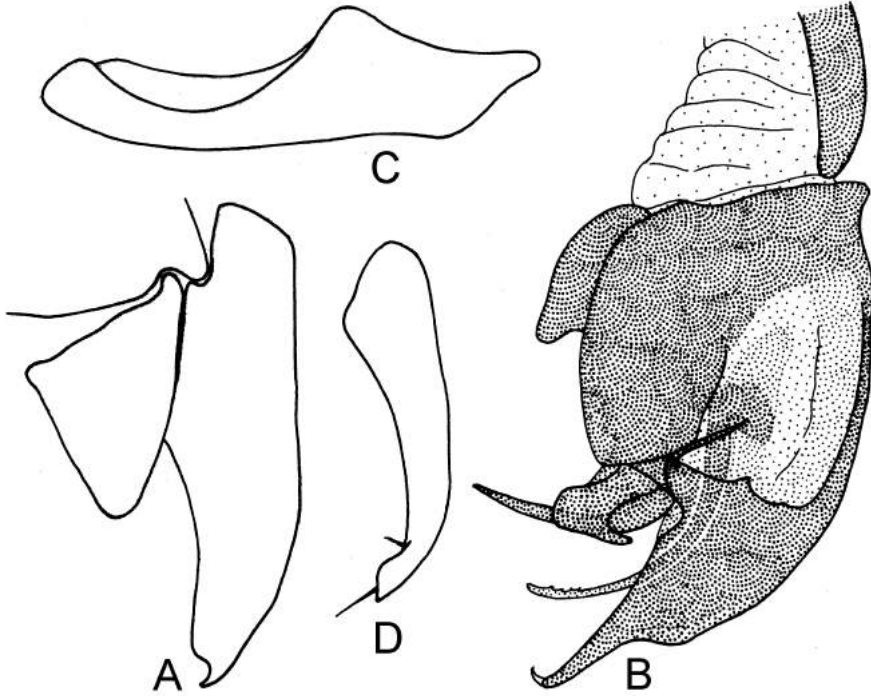
Phallosome, cerci and paralobi, lateral view

Genus **Myorhina** Robineau-Desvoidy, 1830



Myorhina enigmophalla Lehrer, 2009
(after Povolny & Verves)
Phallosome, cerci and paralobi.

Genus *Myorhina* Robineau-Desvoidy, 1830



Myorhina keziviana Lehrer, 2009
A, cerci and paralobi, lateral view; B, distiphallus;
C. pregonite; D, postgonite.

Genus **Myorhina** Robineau-Desvoidy, 1830

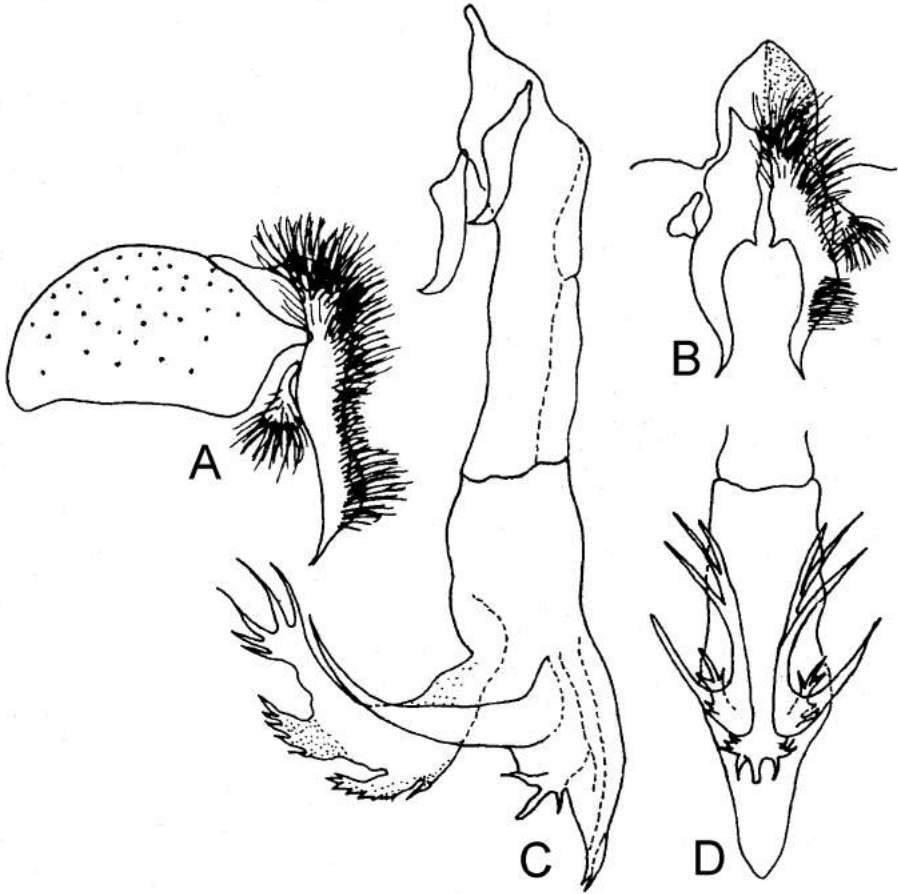


Myorhina rausiella Lehrer, 2009

(after Kurahashi)

Phallosome, cerci and paralobi, lateral view.

Genus *Nandimya* Verves, 1997

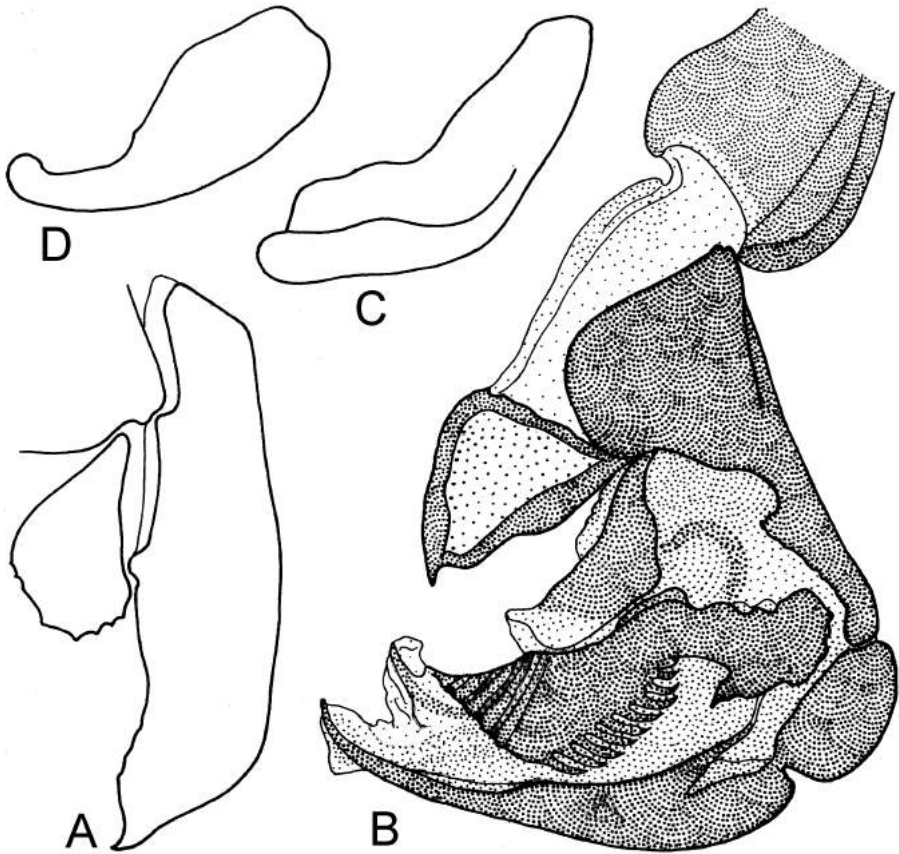


Nandimya panchganiensis (Nandi, 1993)

(after Nandi)

A, cerci and paralobi, lateral view; B, cerci and paralobi, dorsal view;
C, phallosome; D, distiphallus, ventral view.

Genus **Pachystyleta** Fan & Chen, 1992



Pachystyleta genuforceps (Thomas, 1949)

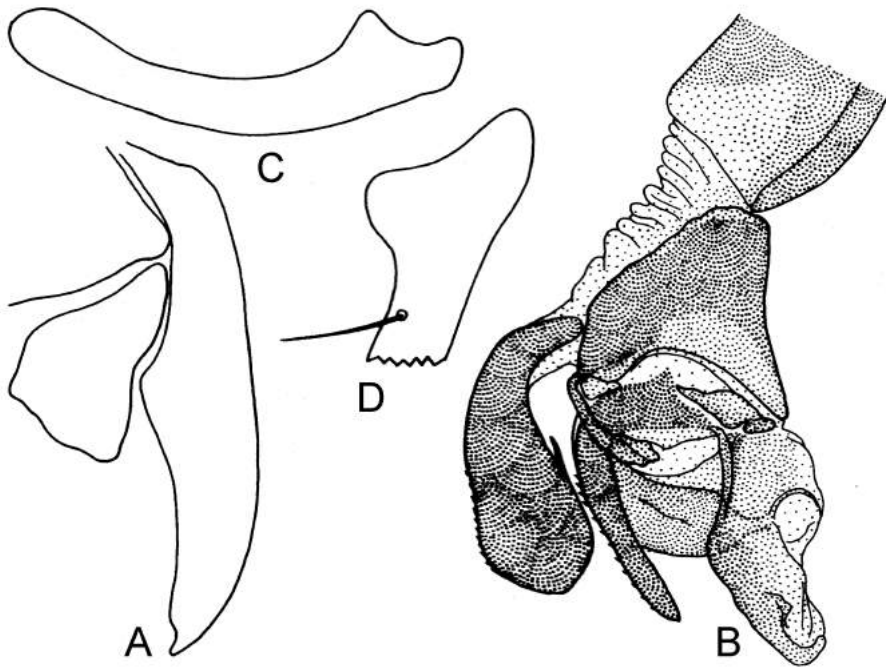
A, cerci and paralobi, lateral view; B, phallosome; C, pregonite; D, postgonite.

Genus **Pachystyleta** Fan & Chen, 1992



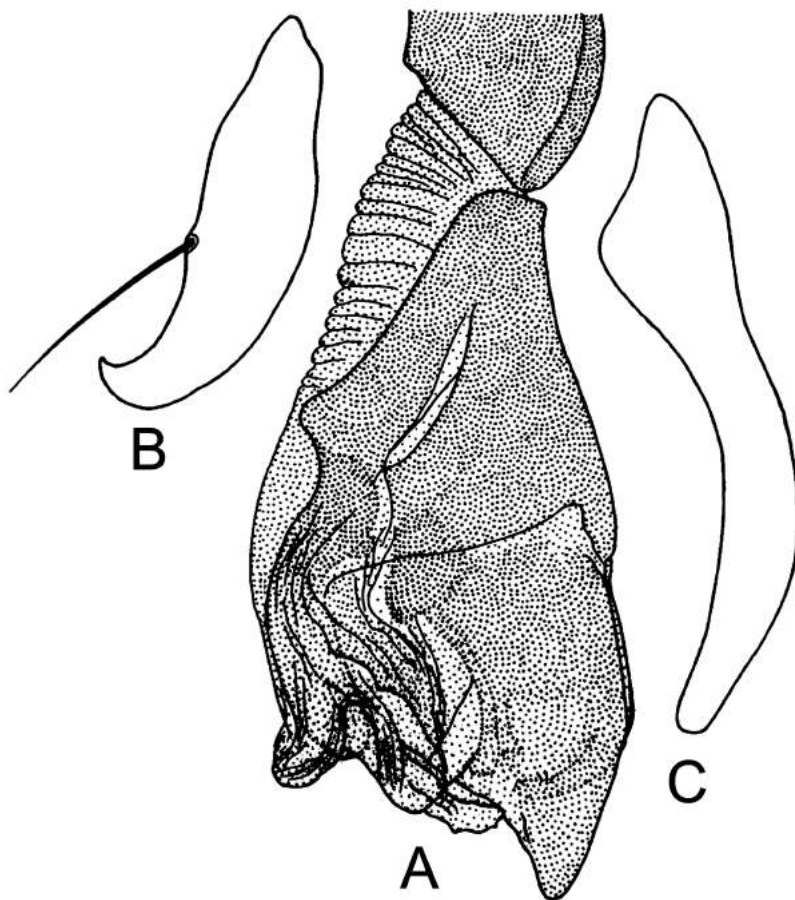
Pachystyleta strutiooides (Xue & Feng, 1986)
(after Xue & Feng)
Genitalia

Genus **Pandelleana** Rohdendorf, 1937



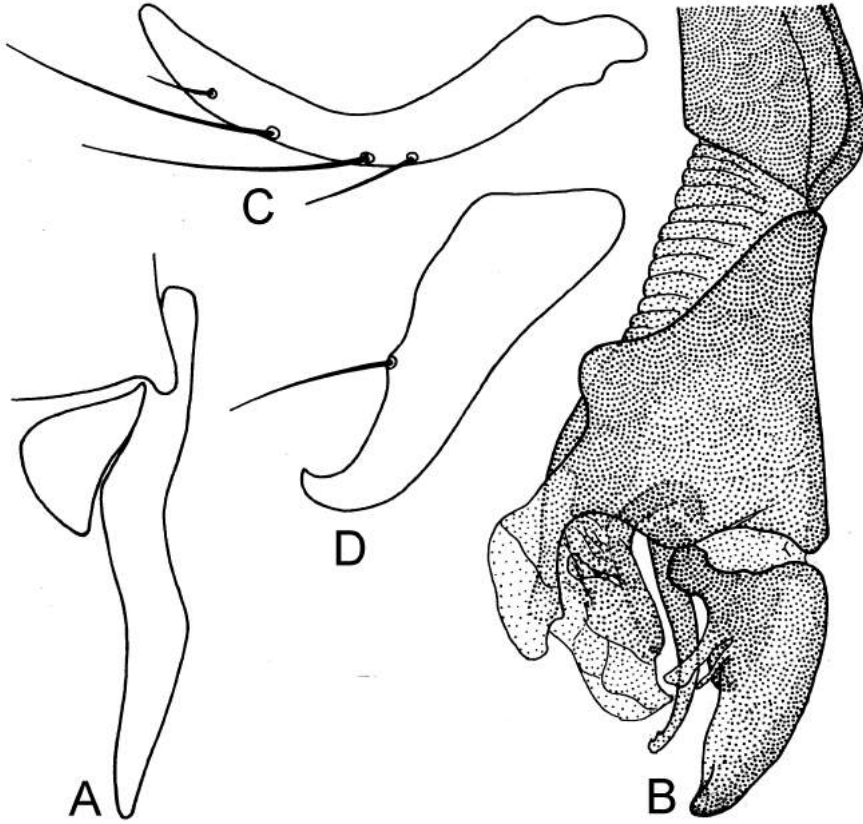
Pandelleana myceniana Lehrer, 2009
A, cerci and paralobi, lateral view; B, phallosome;
C, pregonite; D, postgonite.

Genus **Pandelleola** Rohdendorf, 1937



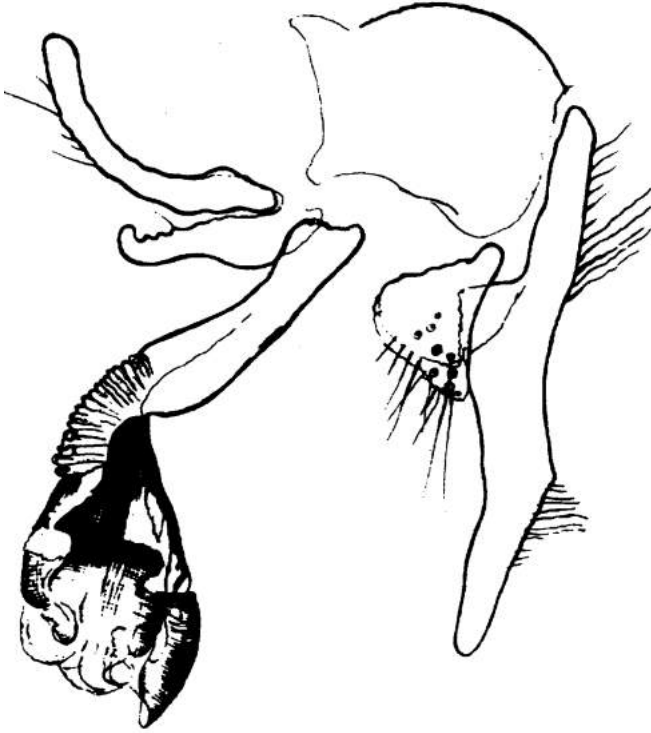
Pandelleola immortalis Lehrer, 2012
A, phallosome; B, pregoniote; C, postgonite.

Genus **Pandelleola** Rohdendorf, 1937



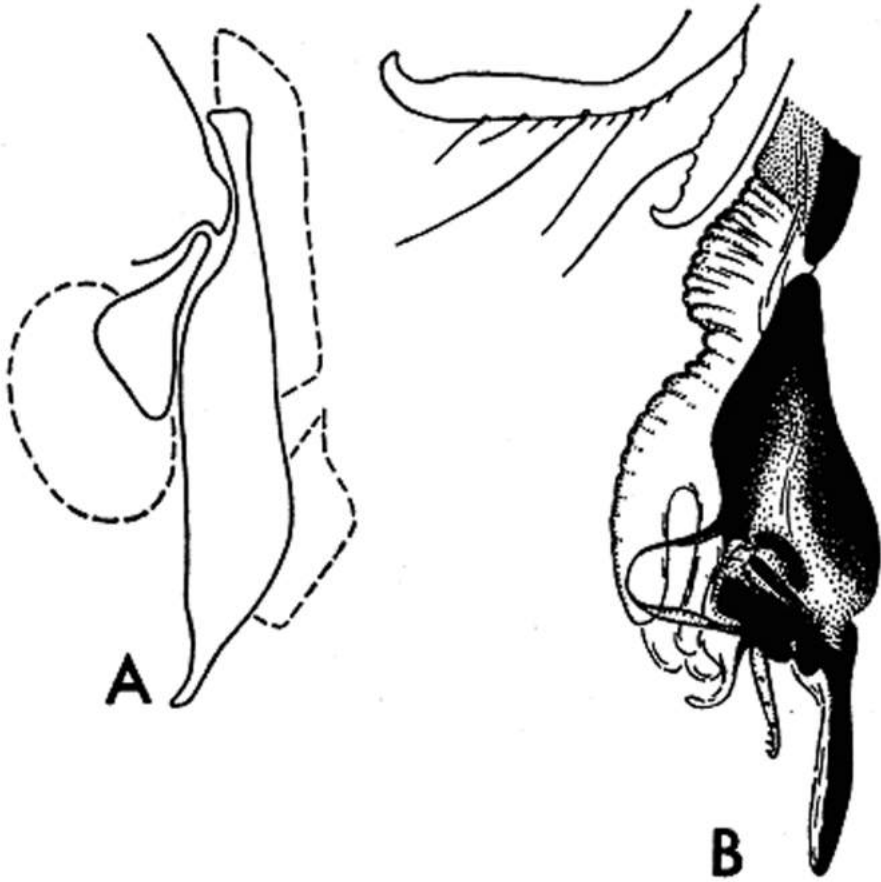
Pandelleola karmelina Lehrer, 2013
A, cerci and paralobi, lateral view; B, phallosome;
C, pregonite; D, postgonite.

Genus **Pandelleola** Rohdendorf, 1937



Pandelleola lunzeria Lehrer, 2012
(after Povolny & Verves)
Genitalia.

Genus **Pandelleola** Rohdendorf, 1937

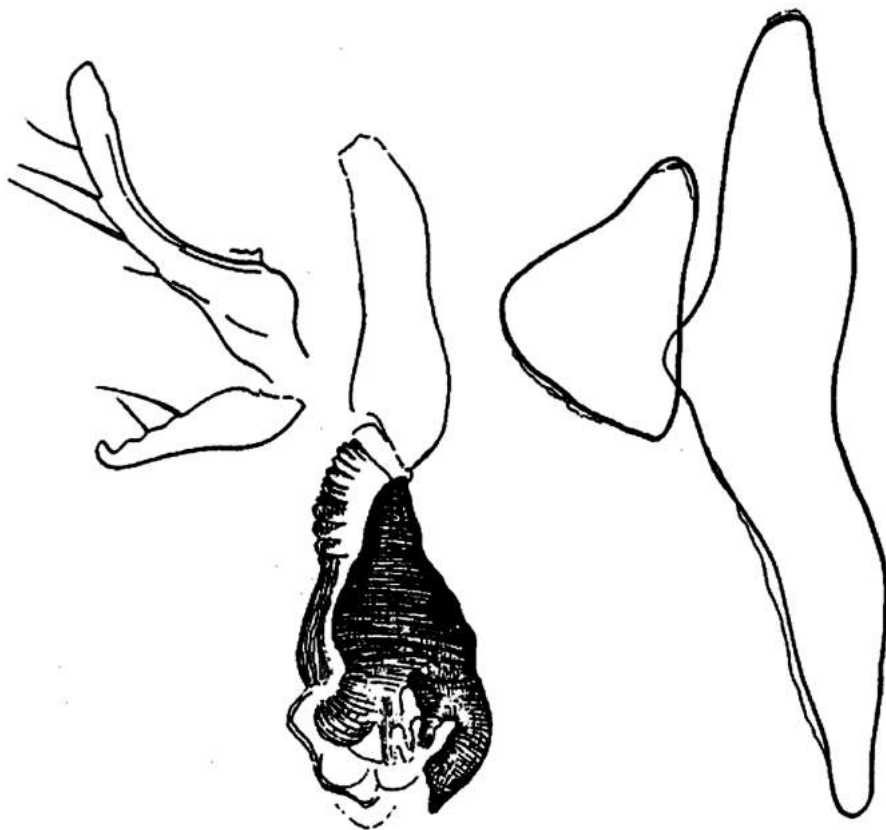


Pandelleola lyneborgi Rohdendorf, 1975

(after Rohdendorf)

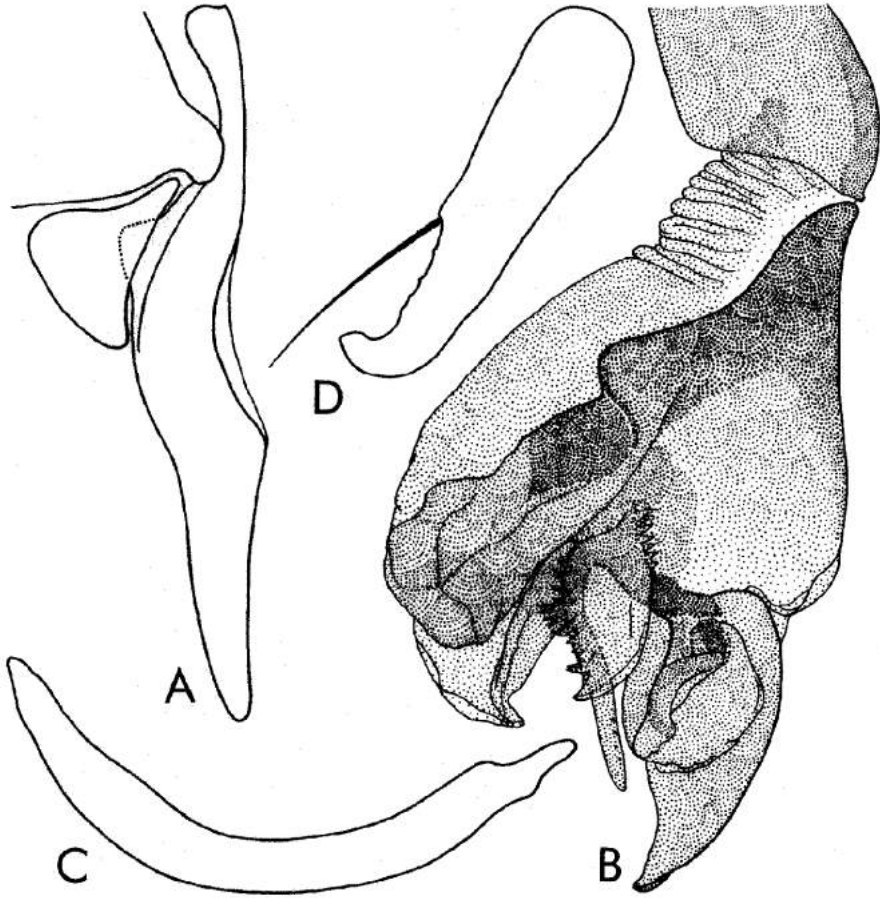
A, cerci and paralobi, lateral view; B, phallosome.

Genus **Pandelleola** Rohdendorf, 1937



Pandelleola pieriana Lehrer, 2012
(after Povolny & Verves)
Genitalia.

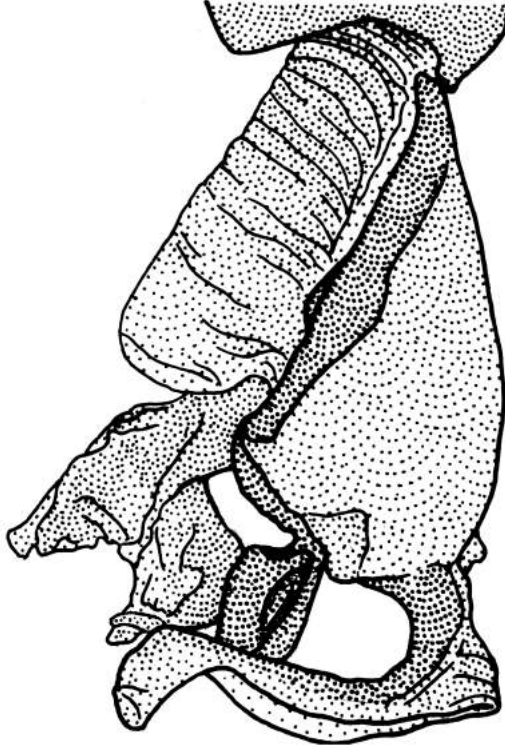
Genus *Pandelleola* Rohdendorf, 1937



Pandelleola taurica Rohdendorf, 1937

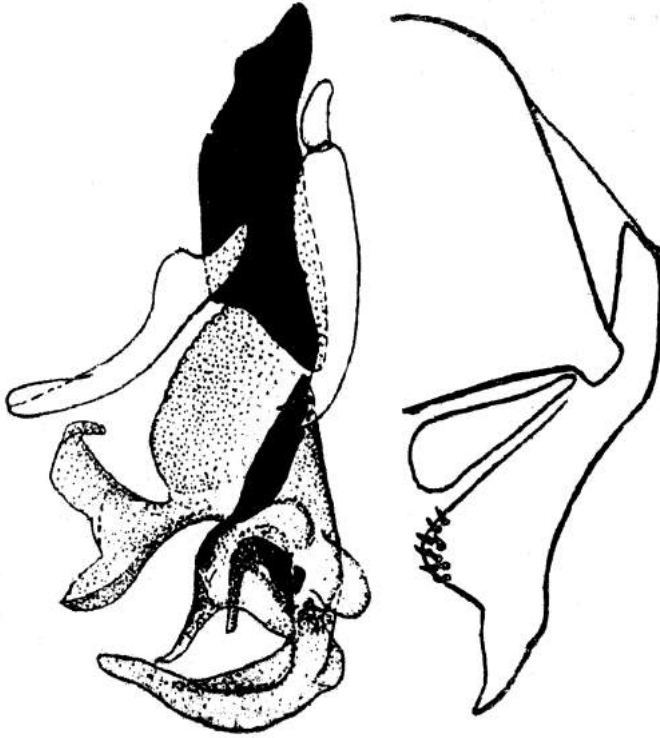
A, cerci and paralobi, lateral view; B, phallosome;
C, pregonite; D, postgonite.

Genus **Parasarcophaga** Johnston & Tiegs, 1921



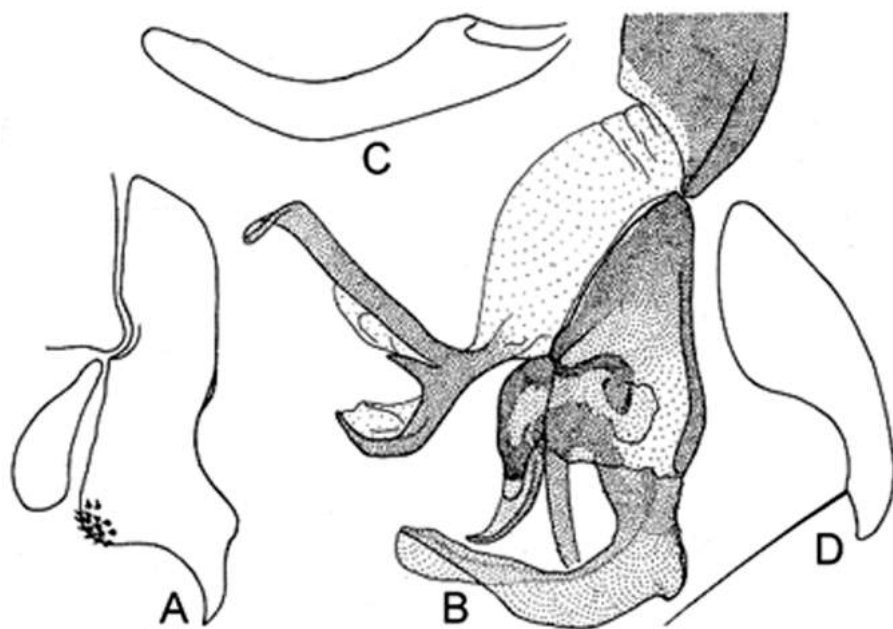
Parasarcophaga caelestella Lehrer, 2010
(after Giroux, Pape & Wheeler)
Distiphallus, lateral view.

Genus **Parasarcophaga** Johnston & Tiegs, 1921



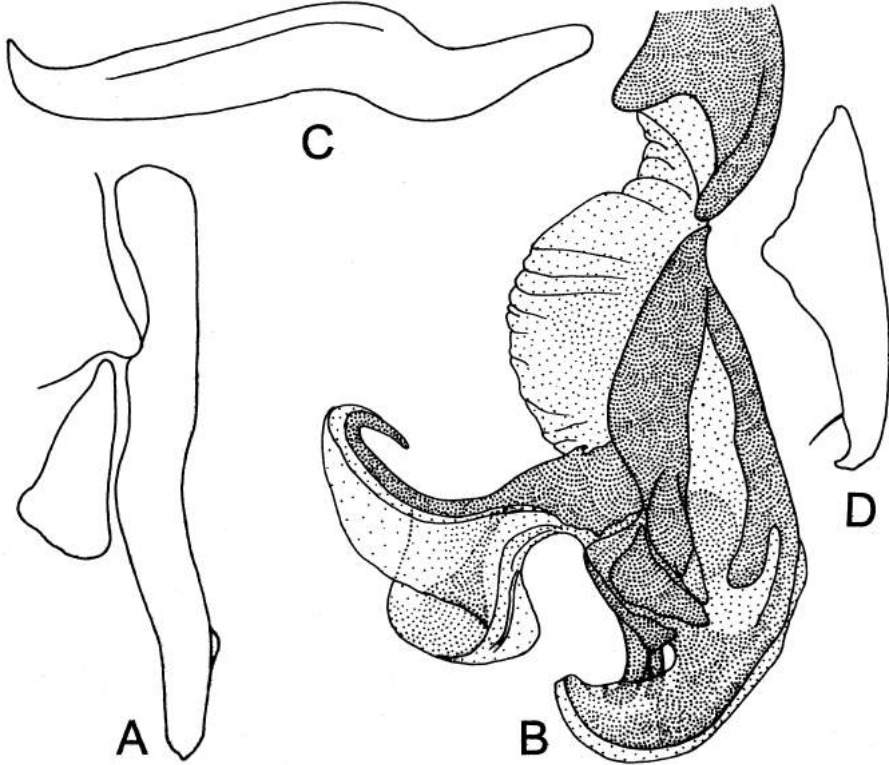
Parasarcophaga chiboi Lehrer, 2010
(after Rohdendorf)
Phallosome, cerci and paralobi, lateral view.

Genus **Parasarcophaga** Johnston & Tieg, 1921



Parasarcophaga macroauriculata (Ho, 1932)
A, cerci and paralobi, lateral view; B, phallosome;
C, pregonite; D, postgonite.

Genus **Parasarcophaga** Johnston & Tieg, 1921

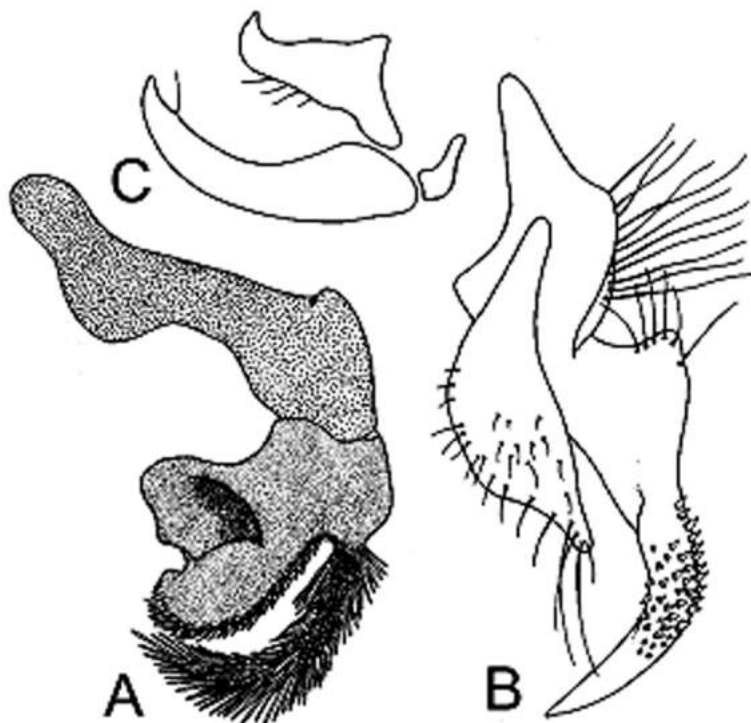


Parasarcophaga orchidea Böttcher, 1913

A, cerci and paralobi, lateral view; B, phallosome;

C, pregonite; D, postgonite.

Genus **Phallornata** Lehrer, 2012

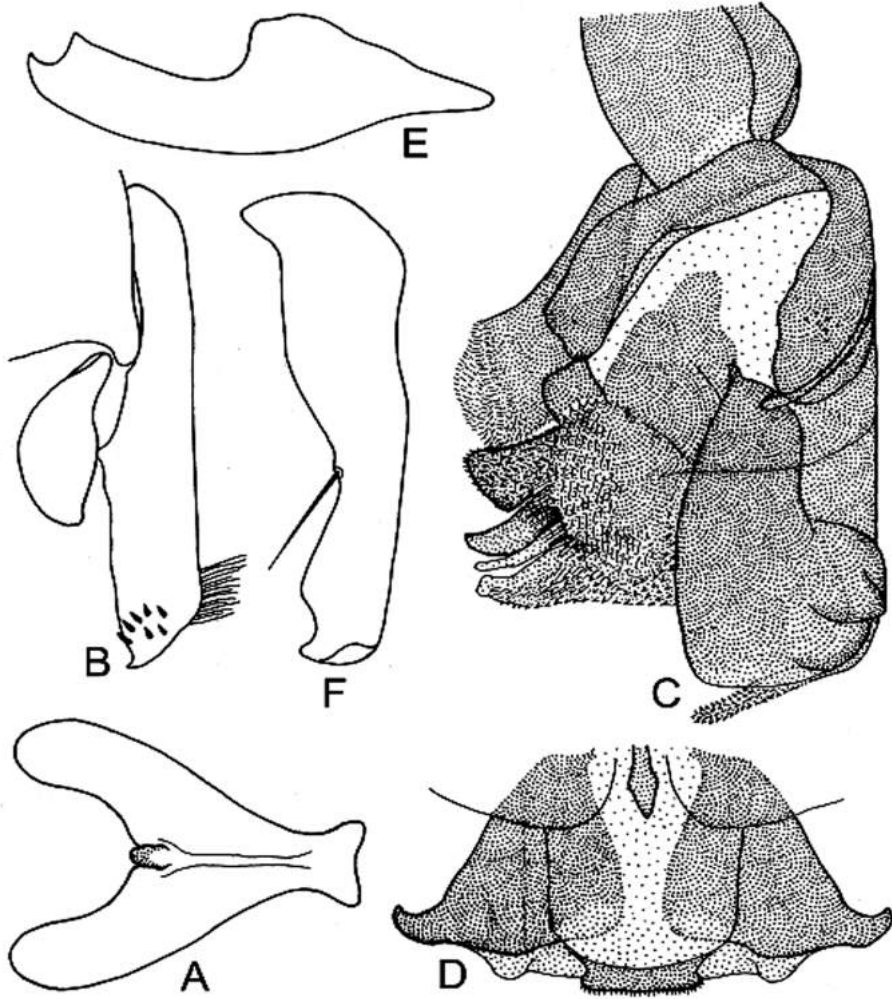


Phallornata betaera (Reinhard, 1952)

(after Pape)

A, phallosome; B, cerci and paralobi, lateral view; C, gonite.

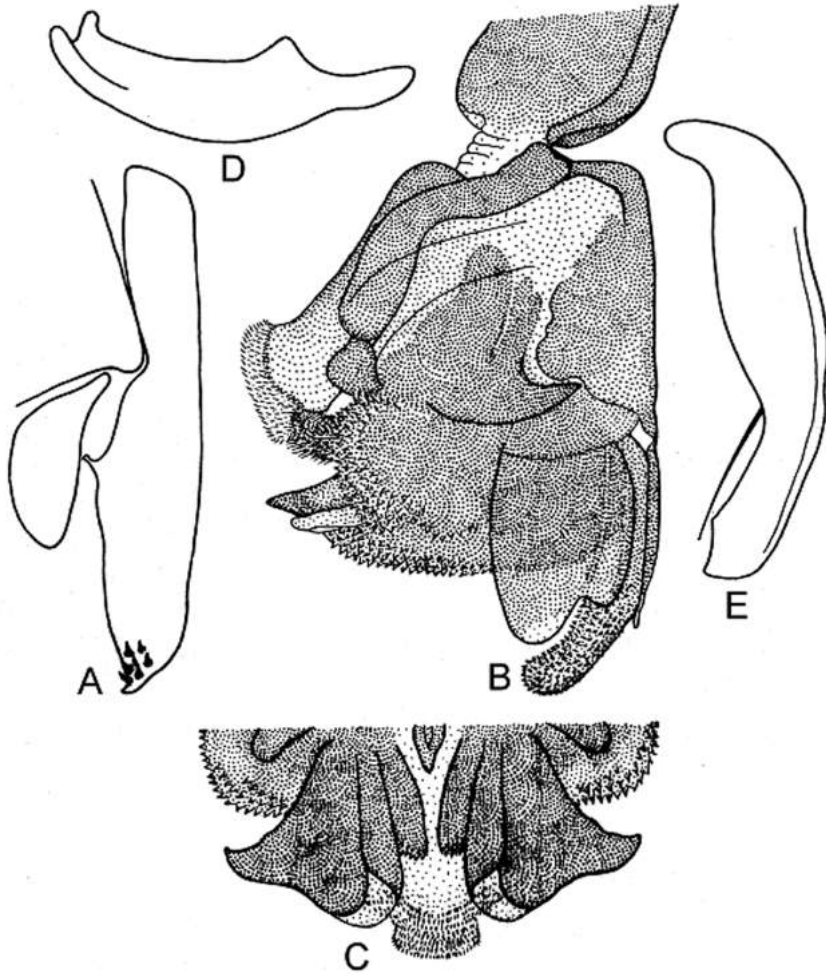
Genus *Phallosphaera* Rohdendorf, 1938



Phallosphaera jimmuana Lehrer, 2008

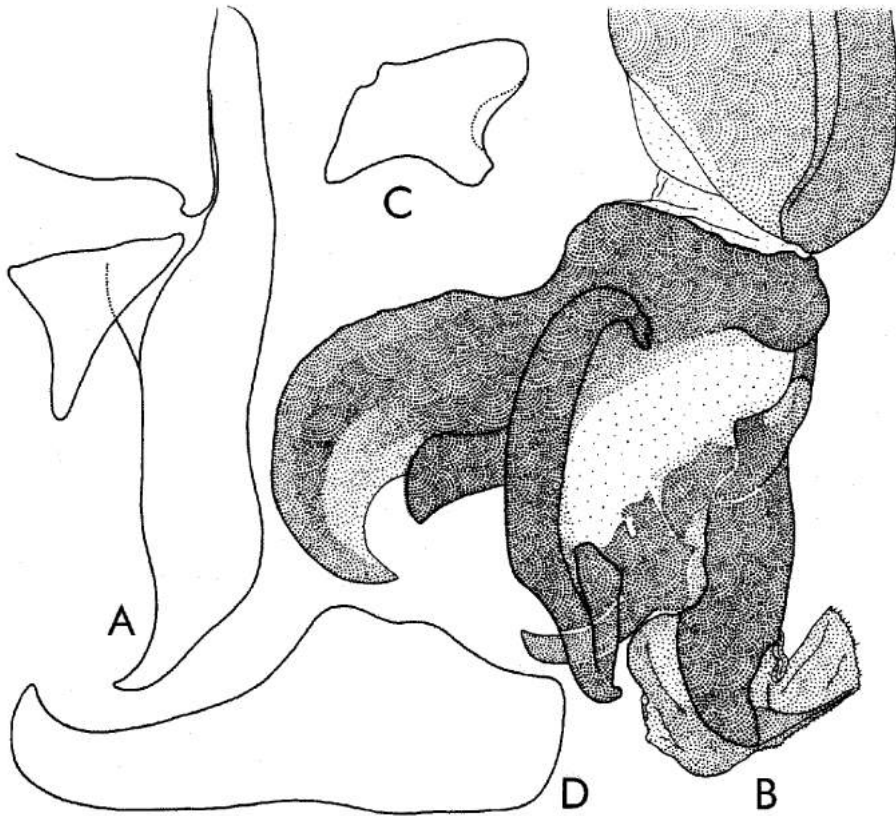
A, sternite V; B, cerci and paralobi, lateral view; C, distiphallus, lateral view;
D, distiphallus, apical side dorsal view; E, pregonite; F, postgonite.

Genus *Phallosphaera* Rohdendorf, 1938



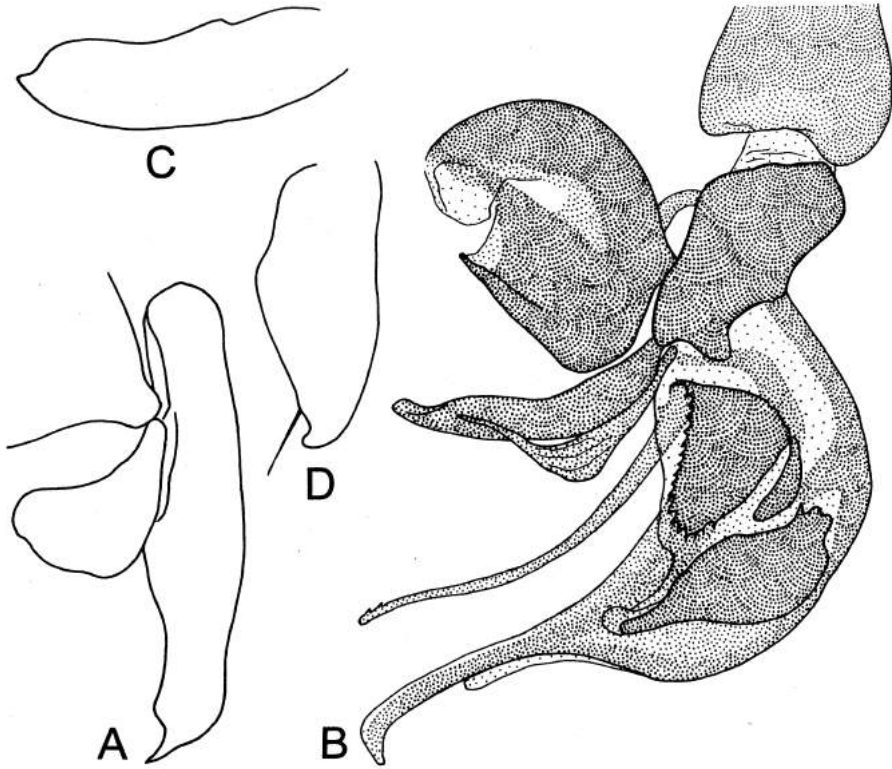
Phallosphaera yelangiops Lehrer & Wei, 2011
A, cerci and parolobi, lateral view; B, distiphallus, lateral view;
C, distiphallus, apical side, ventral view; D, pregonite; E, postgonite.

Genus **Poecilometopa** Villeneuve, 1913



Poecilometopa kericho (Pape, 1996)
A, cerci and paralobi, lateral view; B, phallosome;
C, pregonite; D, postgonite.

Genus *Pseudothyrsocnema* Rohdendorf, 1937



Pseudothyrsocnema indica (Shinonaga & Lopes, 1975)

A, cerci and paralobi, lateral view; B, phallosome;

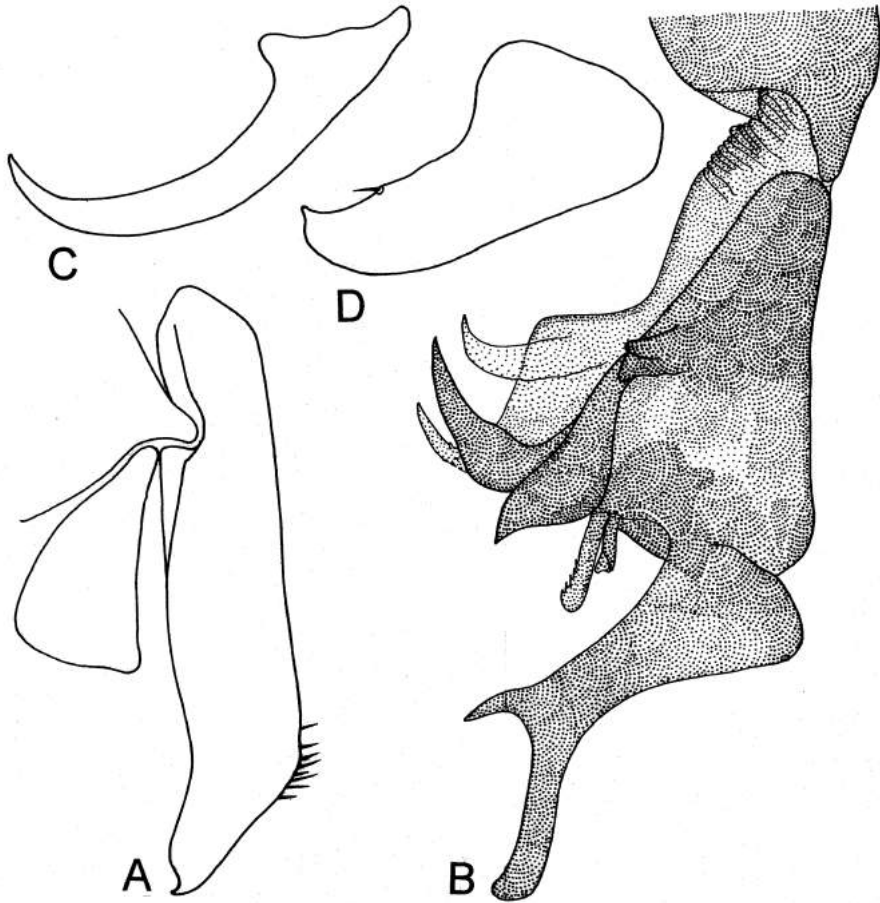
C, pregonite; D, postgonite.

Genus **Pseudothyrsocnema** Rohdendorf, 1937



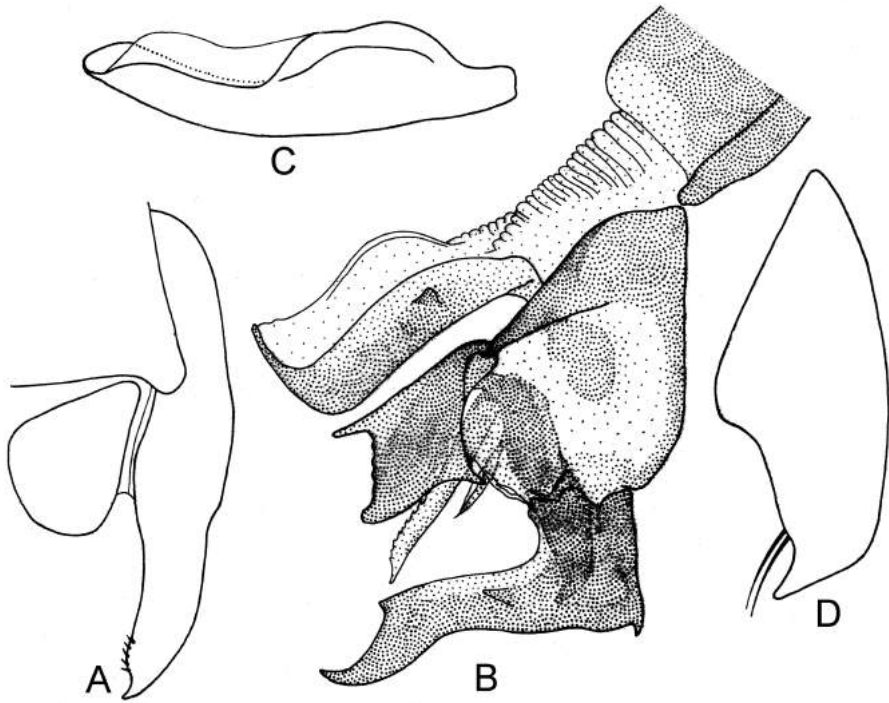
Pseudothyrsocnema nevoi Lehrer, 2011
(after Kano, Field & Shinonaga)
Genitalia

Genus **Robineauella** Enderlein, 1928



Robineauella pseudoscoparia (Kramer, 1911)
A, cerci and paralobi, lateral view; B, phallosome;
C, pregonite; D, postgonite.

Genus **Robineauella** Enderlein, 1928




Robineauella simultaneousa (Wei & Yang, 2007)

A, cerci and paralobi, lateral view; B, phallosome;

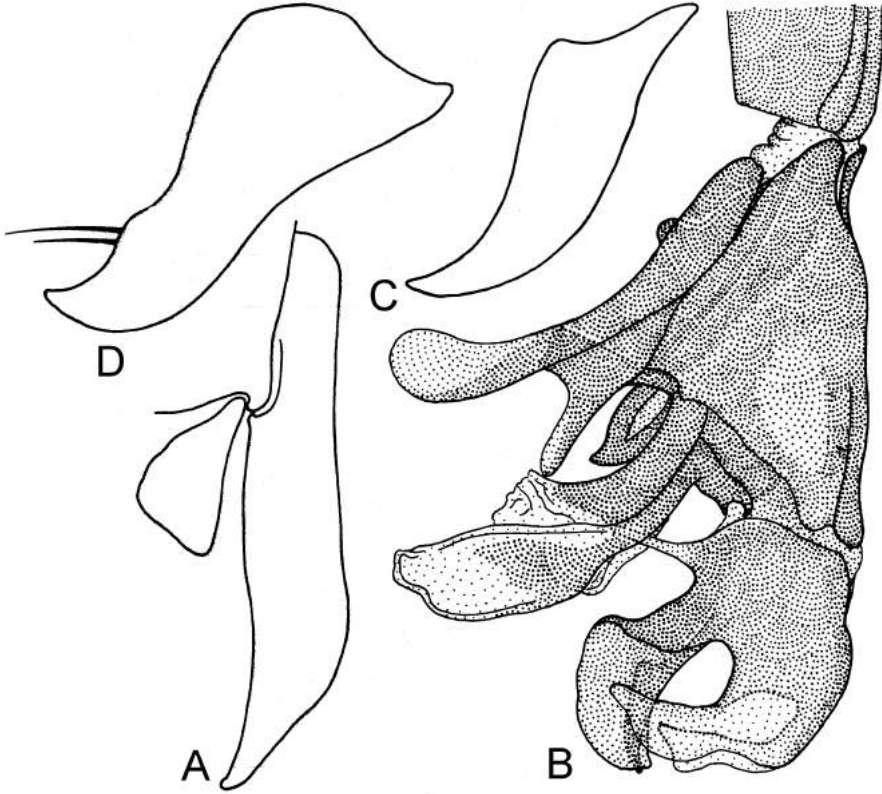
C, pregonite; D, postgonite.

Genus **Rosellea** Rohdendorf, 1937



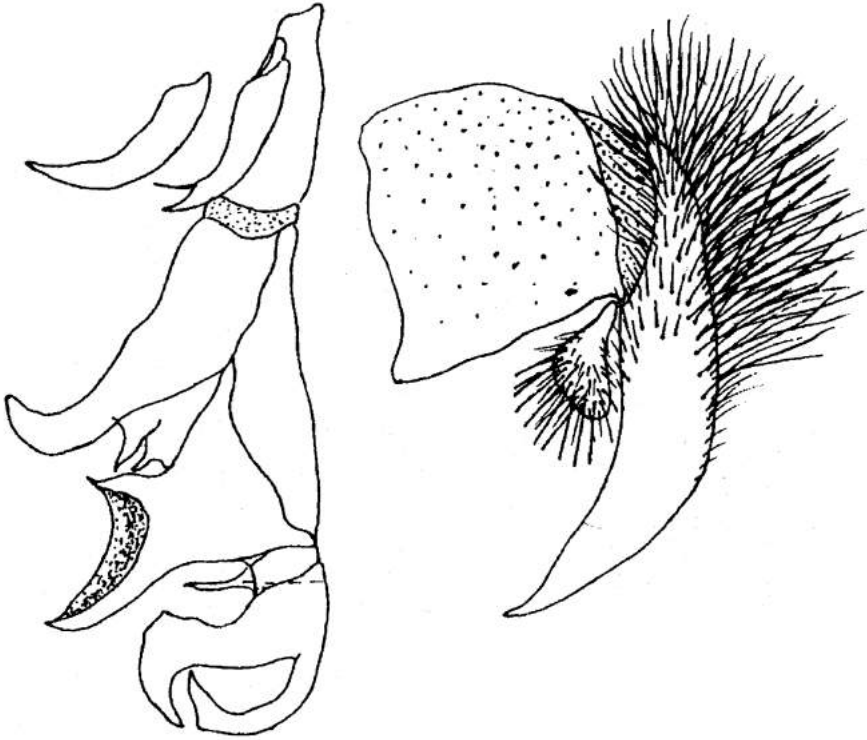
Rosellea fuxingia Lehrer, 2010
(after Fan Zide)
Genitalia

Genus *Rosellea* Rohdendorf, 1937



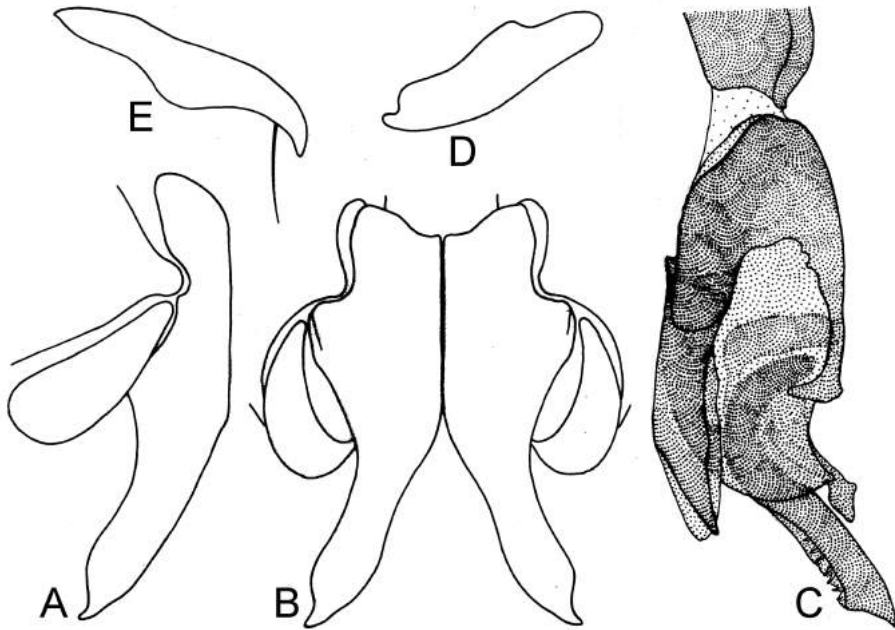
Rosellea longwangiana Lehrer & Wei, 2010
A, cerci and paralobi, lateral view; B, phallosome;
C, pregonite; D, postgonite.

Genus **Rosellea** Rohdendorf, 1937



Rosellea manipuriella Lehrer, 2010
(after Nandi)
Phallosome, cerci and paralobi, lateral view.

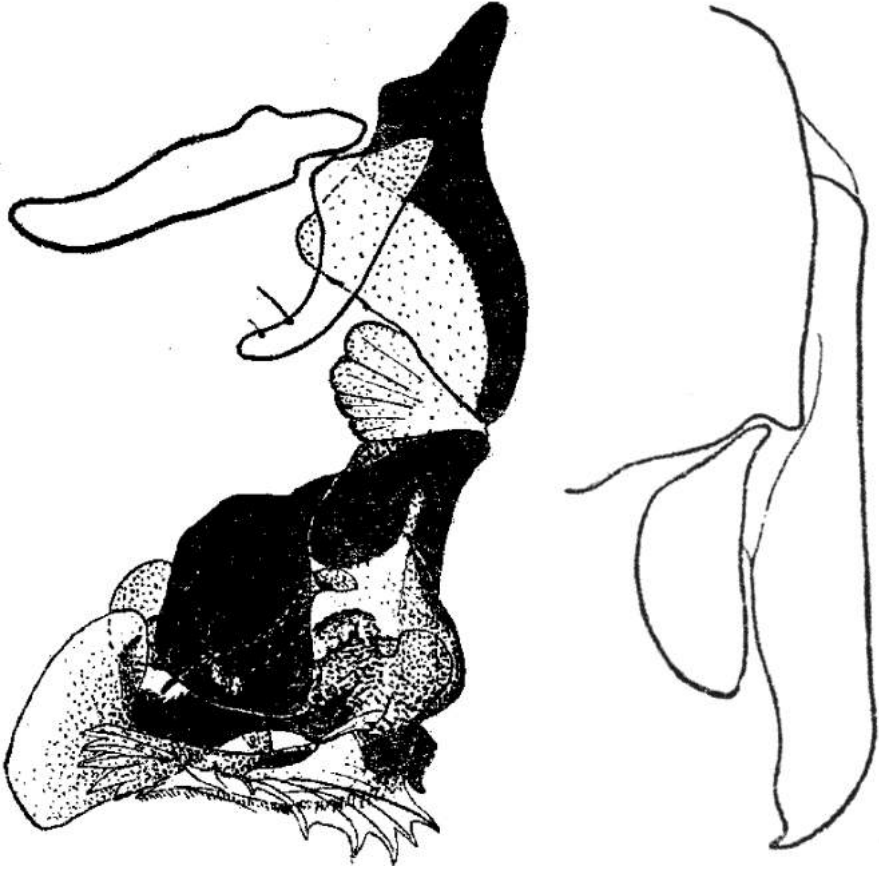
Genus **Rossikenya** Lehrer, 2009



Rossikenya retrostylata Lehrer, 2009

A, cerci and paralobi, lateral view; B, cerci and paralobi, dorsal view,
C, phallosome; D, pregonite; E, postgonite.

Genus *Sarcophaga* Meigen, 1826



Sarcophaga apsuarum Rohdendorf, 1937
(ater Rohdendorf)
Phallosome, cerci and paralobi.

Genus **Sarcophaga** Meigen, 1826



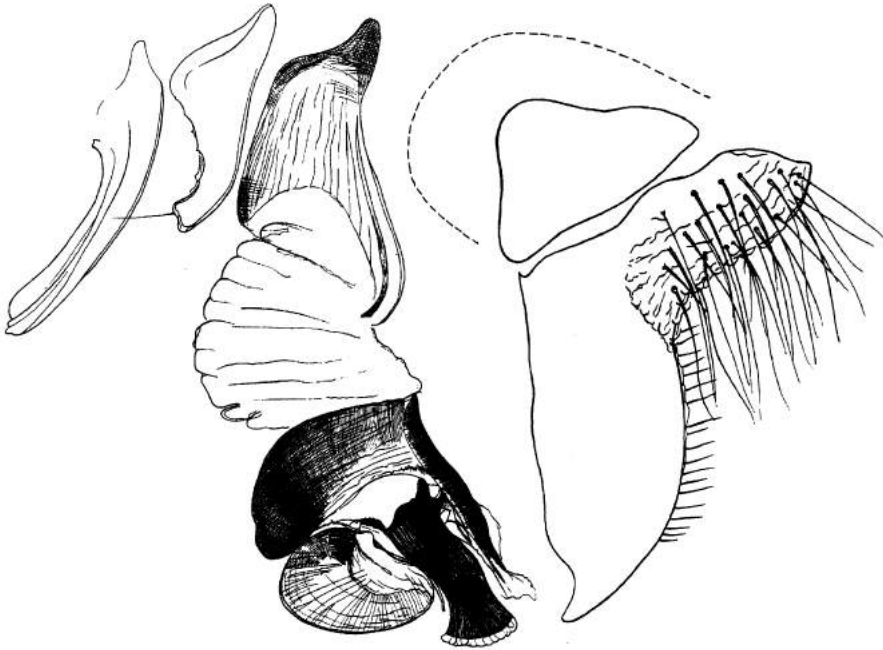
Sarcophaga georgiphalla Lehrer, 2012
(after Pekbey, Hayat, Richet & Blackith)
Distiphallus

Genus *Sarcophaga* Meigen, 1826



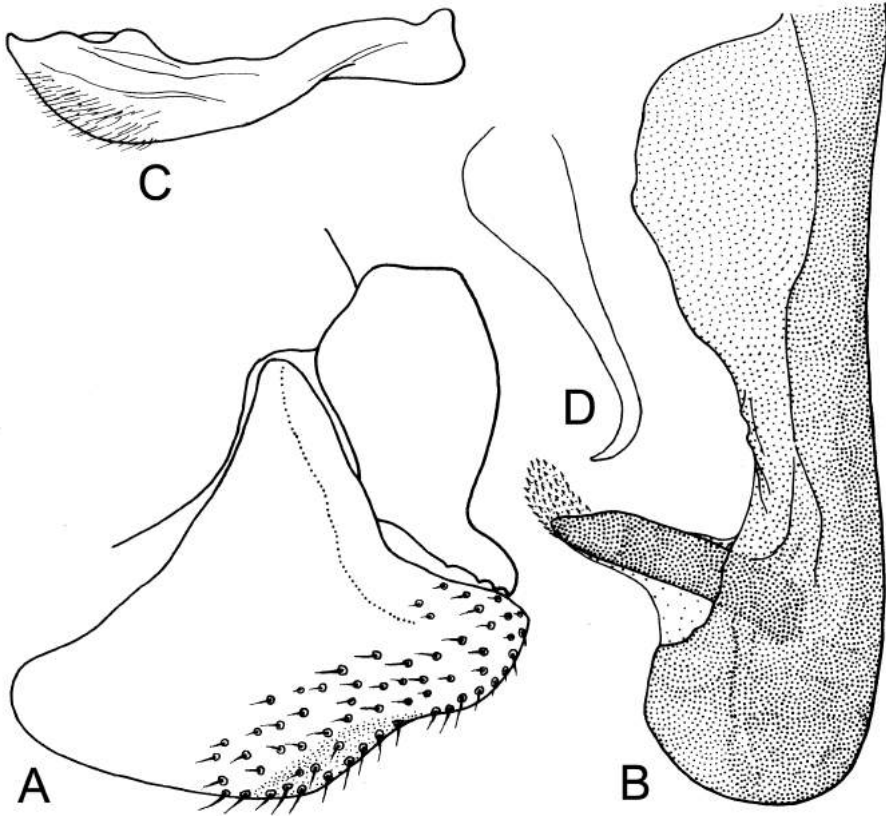
Sarcophaga moravica Povolny, 1986
(after Povolny)
Genitalia.

Genus *Sarcophaga* Meigen, 1826



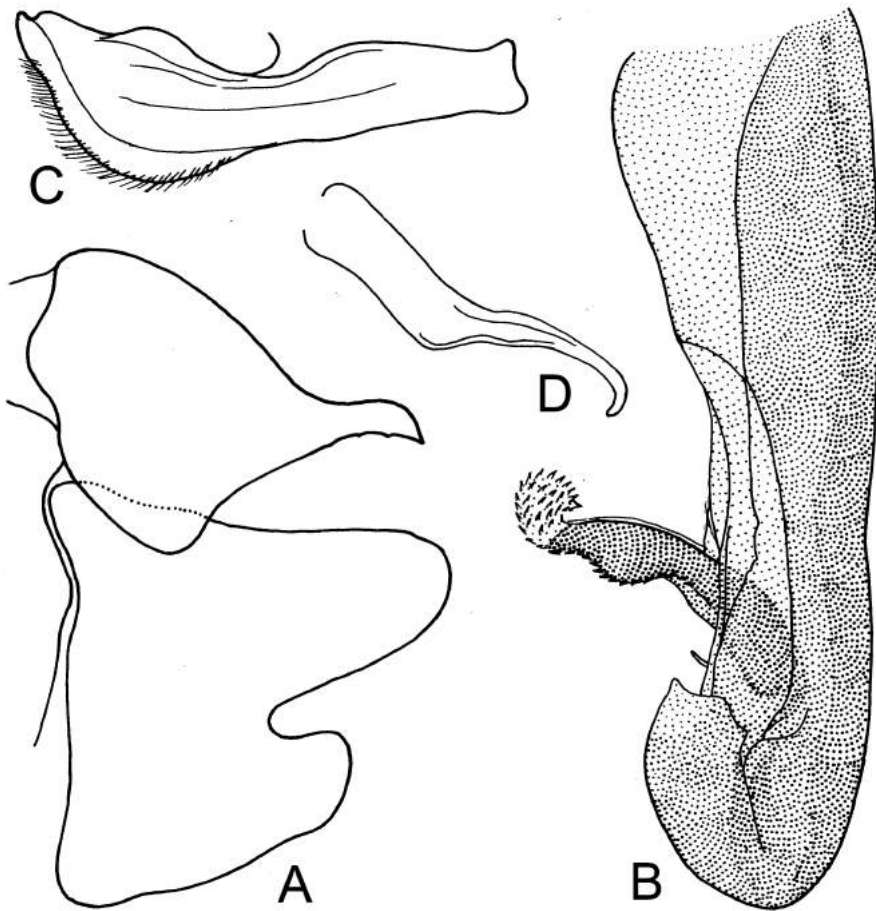
Sarcophaga palavae Povolny, 1993
(after Povolny)
Genitalia.

Genus *Sarcophila* Rondani, 1856



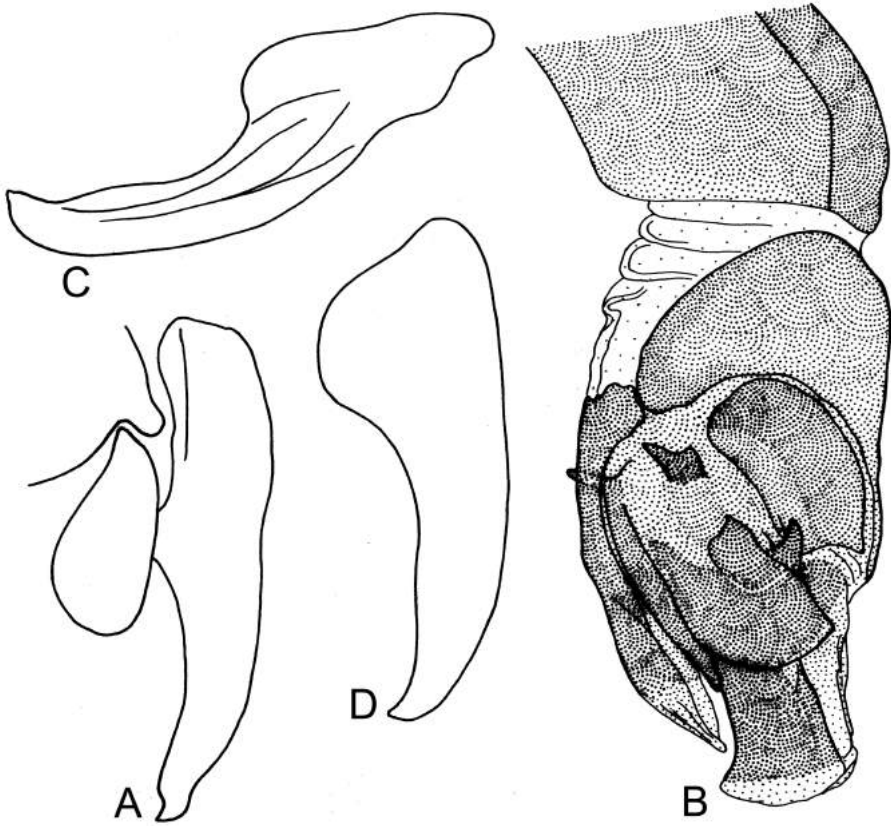
Sarcophila botnariuci Lehrer & Oprüşan, 2011
A, cerci and paralobi, lateral view; B, phallosome;
C, pregonite; D, postgonite.

Genus *Sarcophila* Rondani, 1856



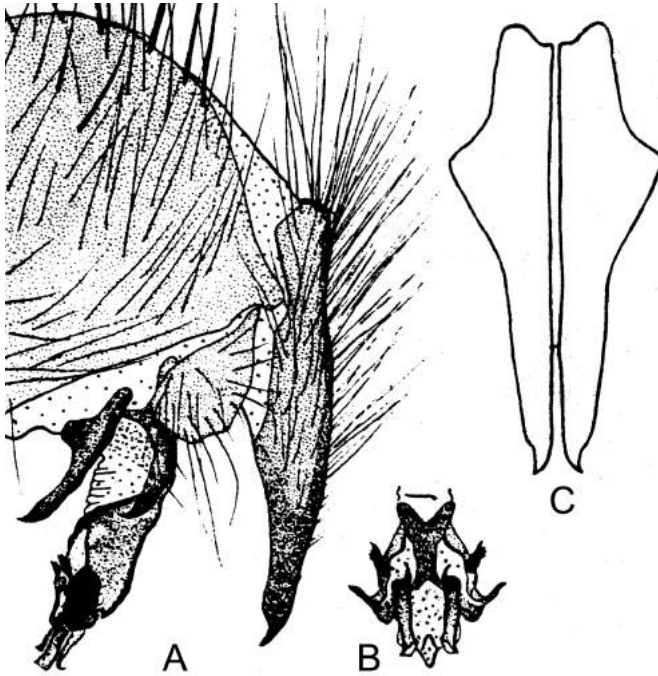
Sarcophila monteora Lehrer & Oprişan, 2011
A, cerci and parolobi, lateral view; B, phallosome;
C, pregonite; D, postgonite.

Genus *Scotathysia* Enderlein, 1937



Scotathysia camaraops Lehrer, 2010
A, cerci and paralobi, lateral view; B, phallosome;
C, pregonite; D, postgonite.

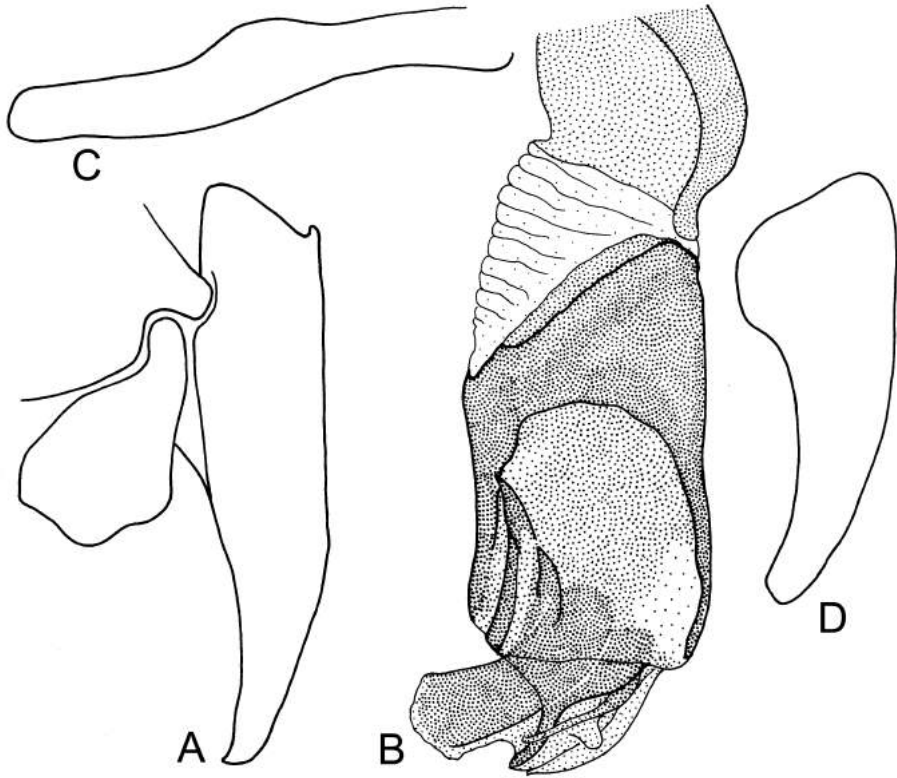
Genus *Scotathysia* Enderlein, 1937



Scotathysia curraniella Lehrer, 2010
(after Zumpt)

A, genitalia; B, distiphallus, ventral view; C, cerci, dorsal view.

Genus *Scotathysia* Enderlein, 1937



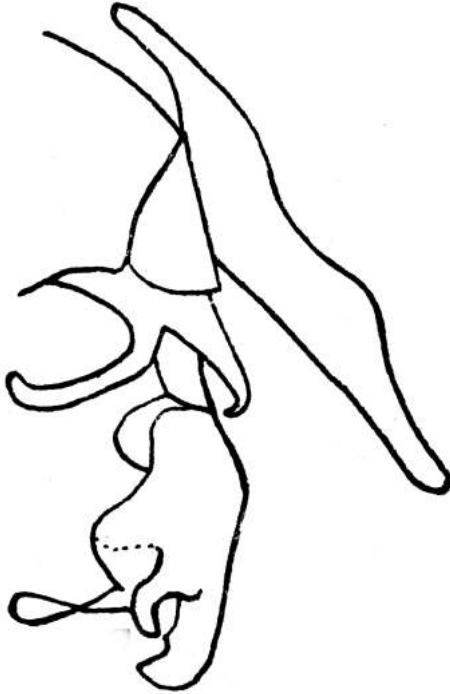
Scotathysia fuscipennis Enderlein, 1937
A, cerci and paralobi, lateral view; B, distiphallus;
C, pregonite; D, postgonite.

Genus *Senotainia* Macquart, 1846



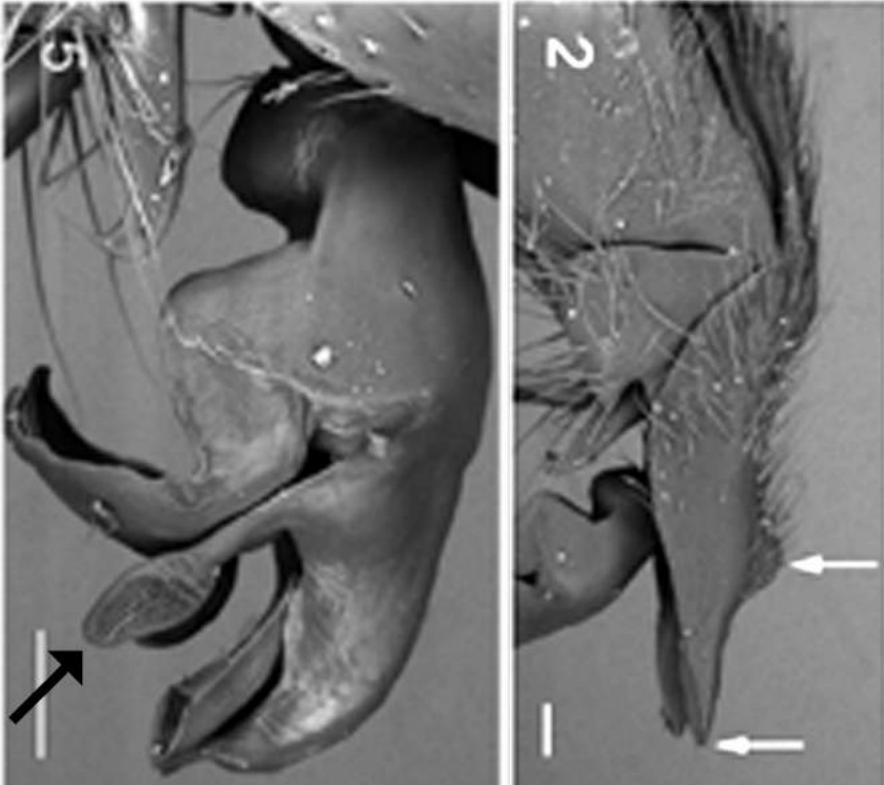
Senotainia smithersi Zumpt, 1961
(after Zumpt)
Phallosome

Genus **Shoachaeta** Lehrer, 1997



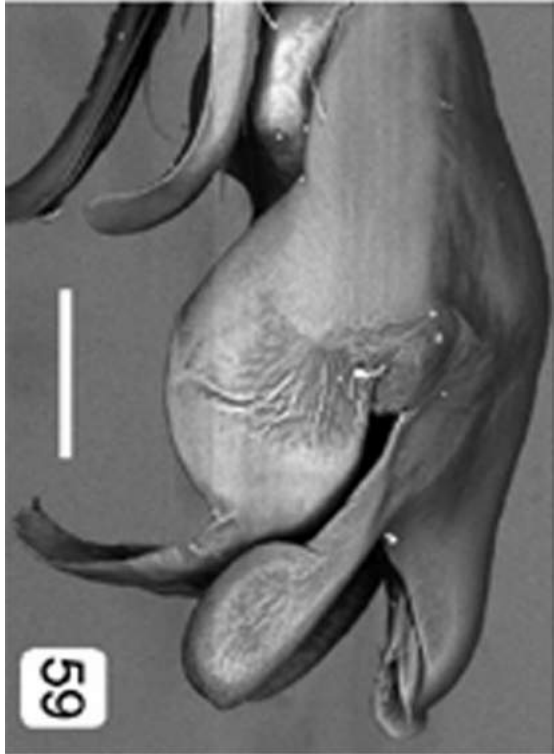
Shoachaeta bezziiana (Bottcher, 1913)
(after Bottcher)
Genitalia.

Genus **Shoachaeta** Lehrer, 1997



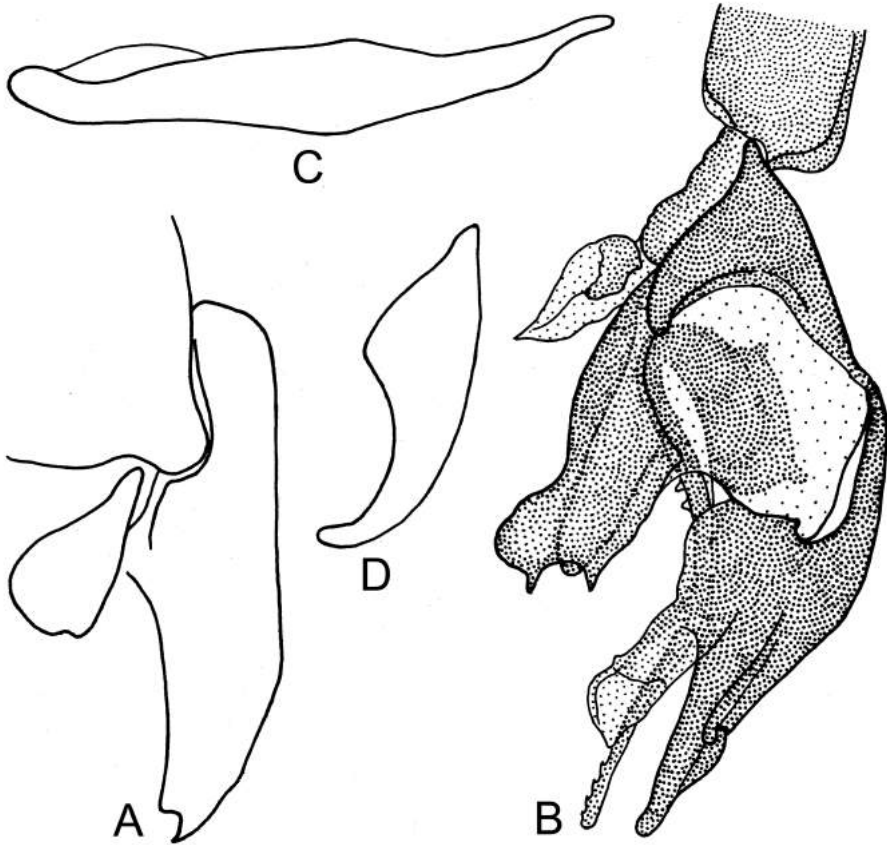
Shoachaeta cornogranda Lehrer, 2009
(after Whitmore, Richet, Pape & Blackith)
Genitalia.

Genus **Shoachaeta** Lehrer, 1997



Shoachaeta olimpiana Lehrer, 2012
(after Whitmore)
Distiphallus.

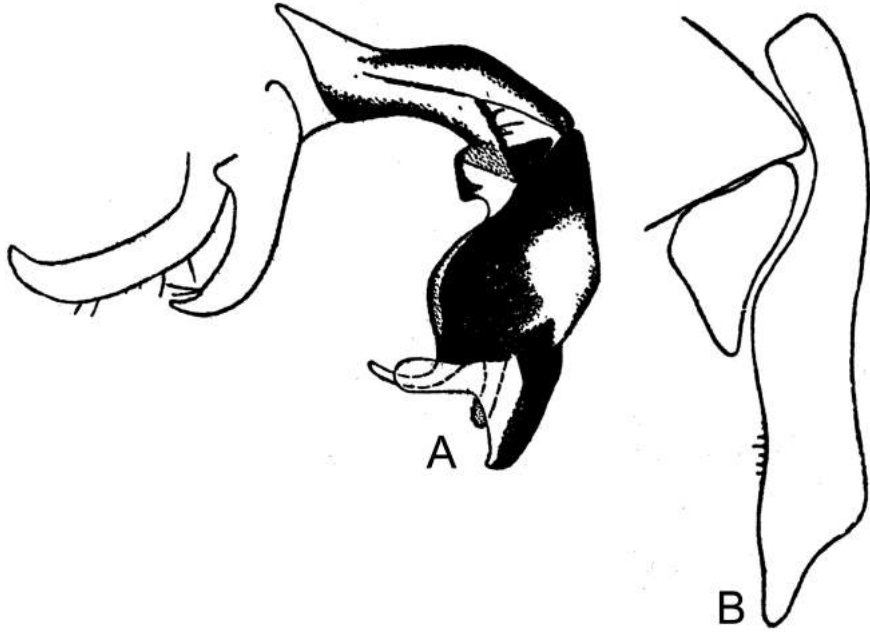
Genus *Sinonipponia* Rohdendorf, 1965



Sinonipponia erecta (Ho, 1934)

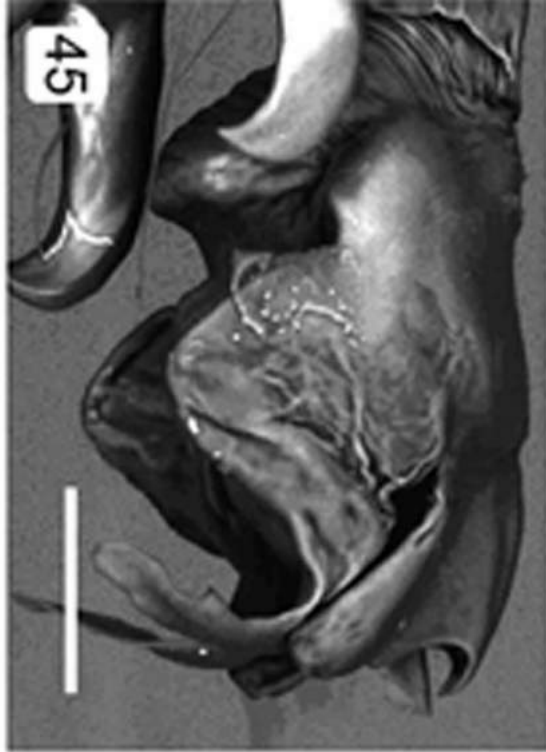
A, cerci and paralobi, lateral view; B, distiphallus;
C, pregonite; D, postgonite.

Genus *Spatulapica* Fan, 1964



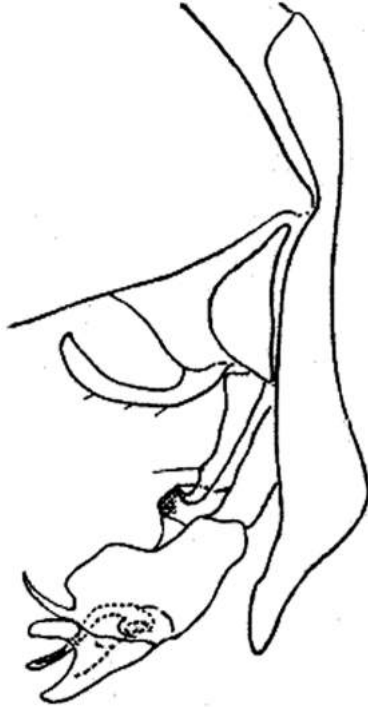
Spatulapica abramovi (Rohdendorf, 1938)
A, phallosome; B, cerci and paralobi, lateral view
(after Rohdendorf)

Genus *Spatulapica* Fan, 1964



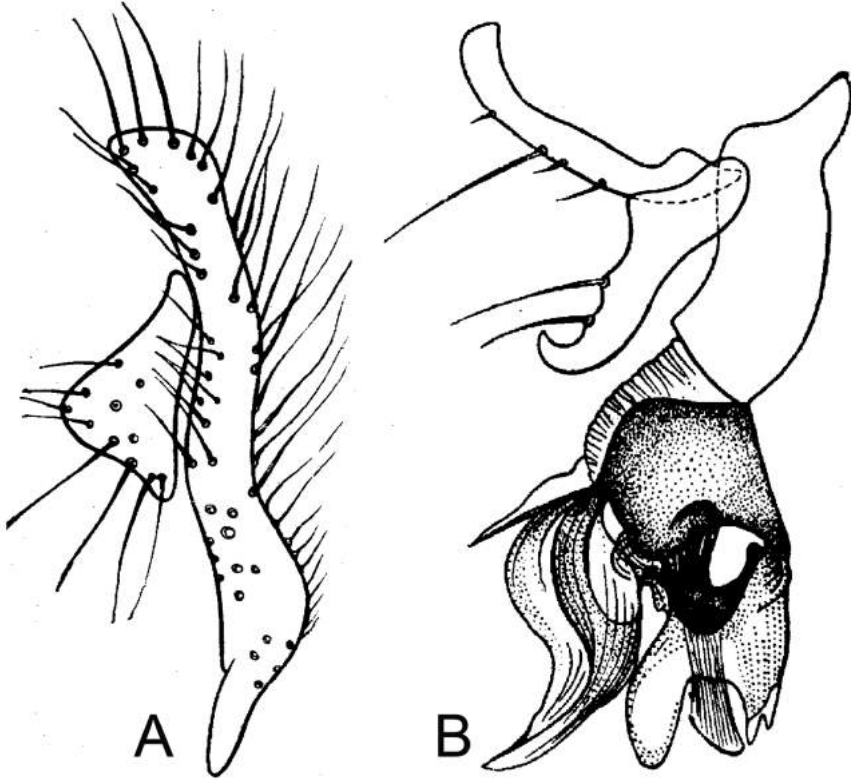
Spatulapica dentiphalla Lehrer, 2012
(after Whitmore)
Distiphallus.

Genus *Spatulapica* Fan, 1964



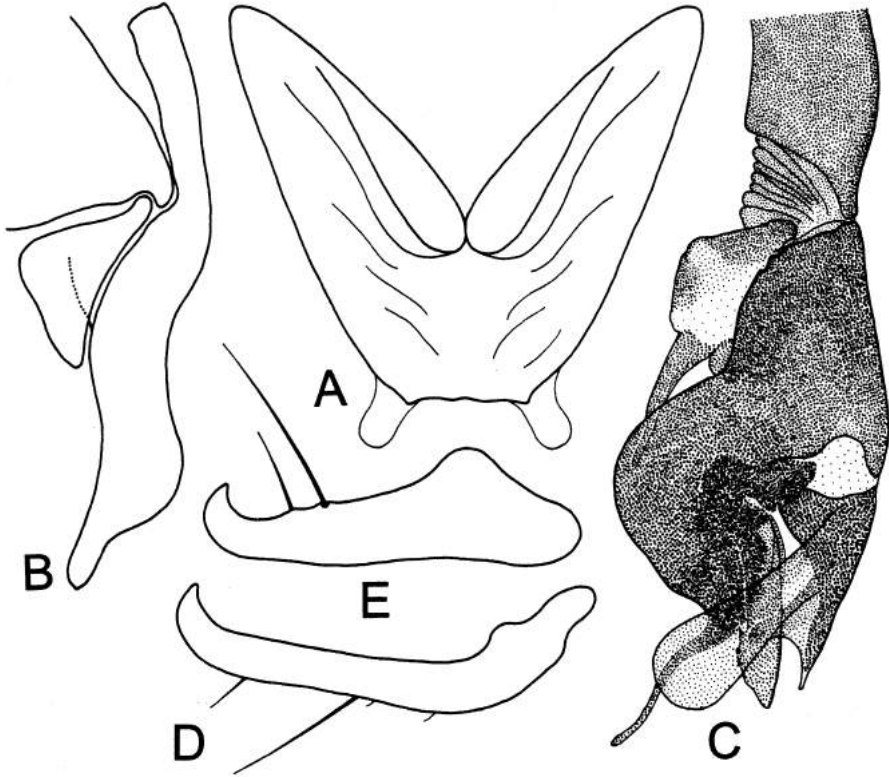
Spatulapica heilongia Lehrer, 2009
(after Fan)
Genitalia.

Genus *Spatulapica* Fan, 1964



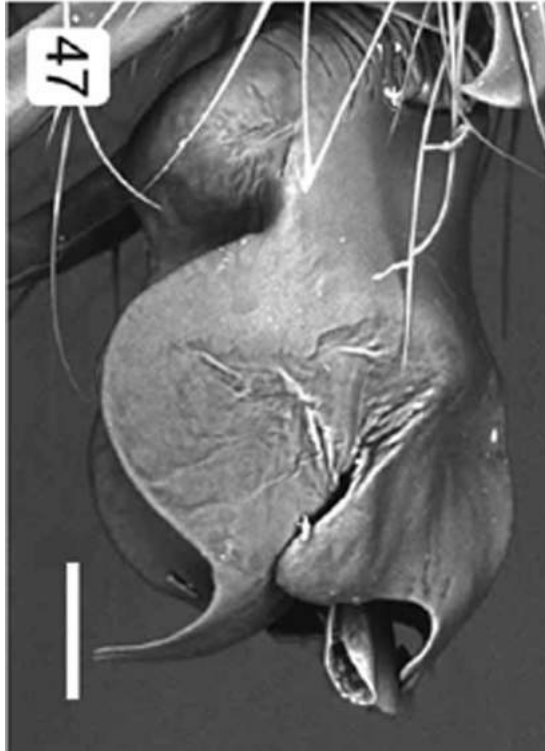
Spatulapica lederbergi Lehrer, 1995
(after Povolny & Slameckova)
A, cerci and paracymbia, lateral view; B, phallosome.

Genus *Spatulapica* Fan, 1964



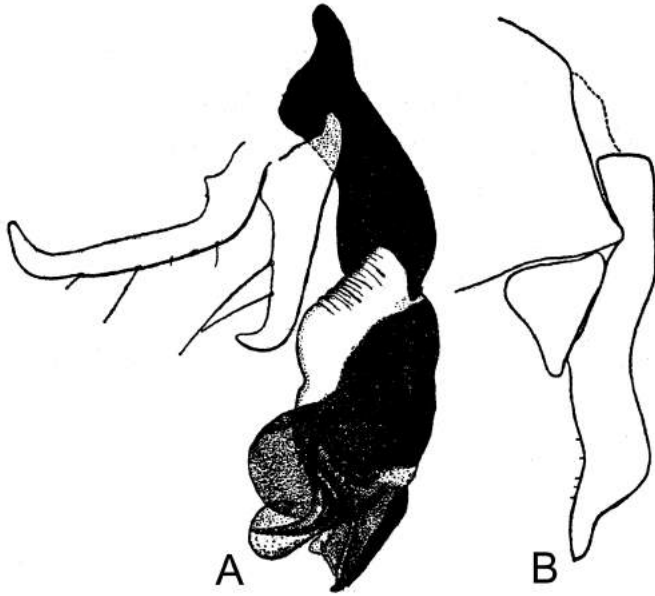
Spatulapica obscurata (Rohdendorf, 1937)
A, sternite V; B, cerci and paralobi, lateral view; C, phallosome;
D, pregonite; E, postgonite.

Genus *Spatulapica* Fan, 1964



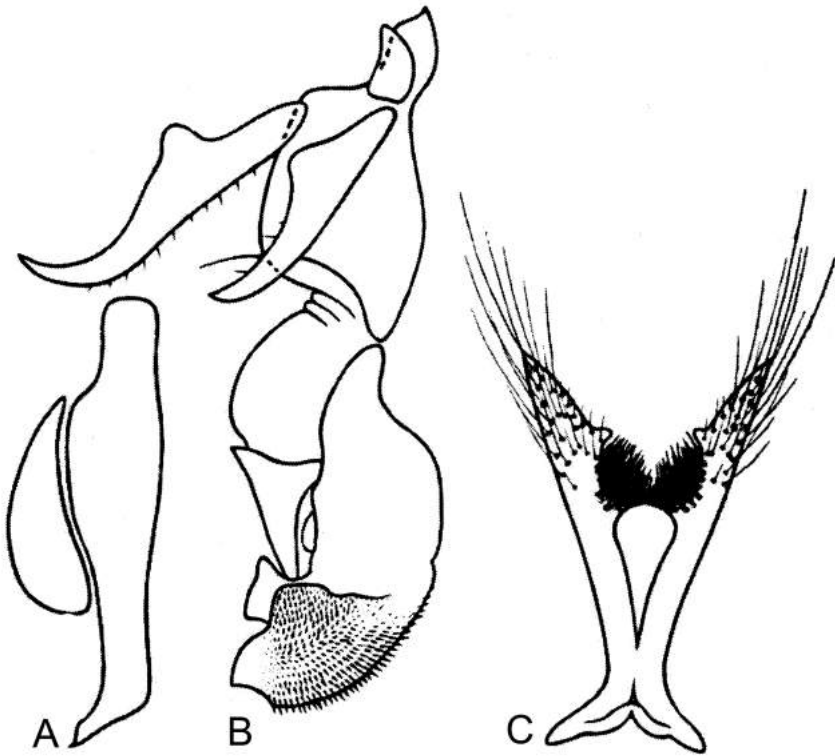
Spatulapica porziana Lehrer, 2012
(after Whitmore)
Distiphallus.

Genus *Spatulapica* Fan, 1964



Spatulapica quoi Fan, 1964
A, phallosome; B. cerci and paralobi, lateral view
(after Fan)

Genus **Takanoa** Rohdendorf, 1965

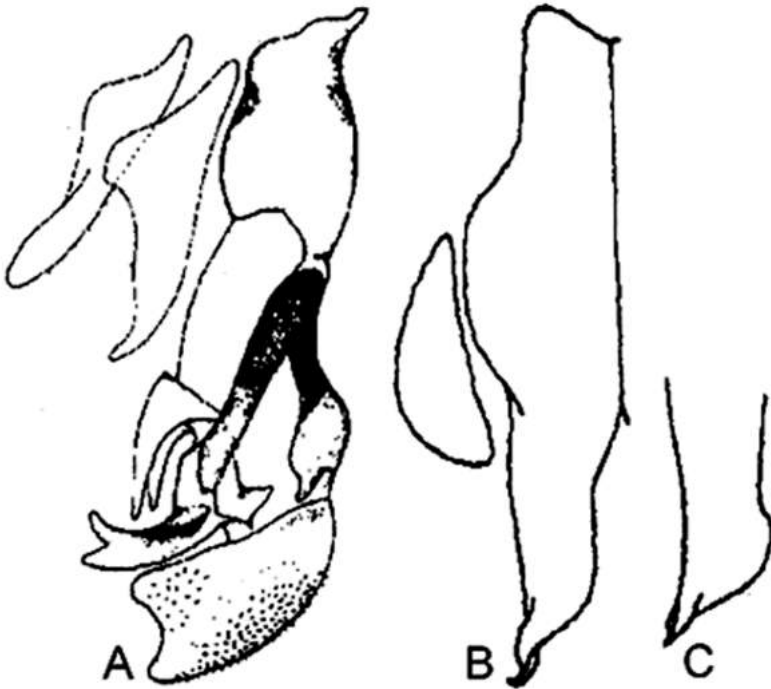


Takanoa bakusana Hori, 1954

(after Hori)

A, cerci and paralobi; B, phallosome; C, sternite V.

Genus **Takanoa** Rohdendorf, 1965

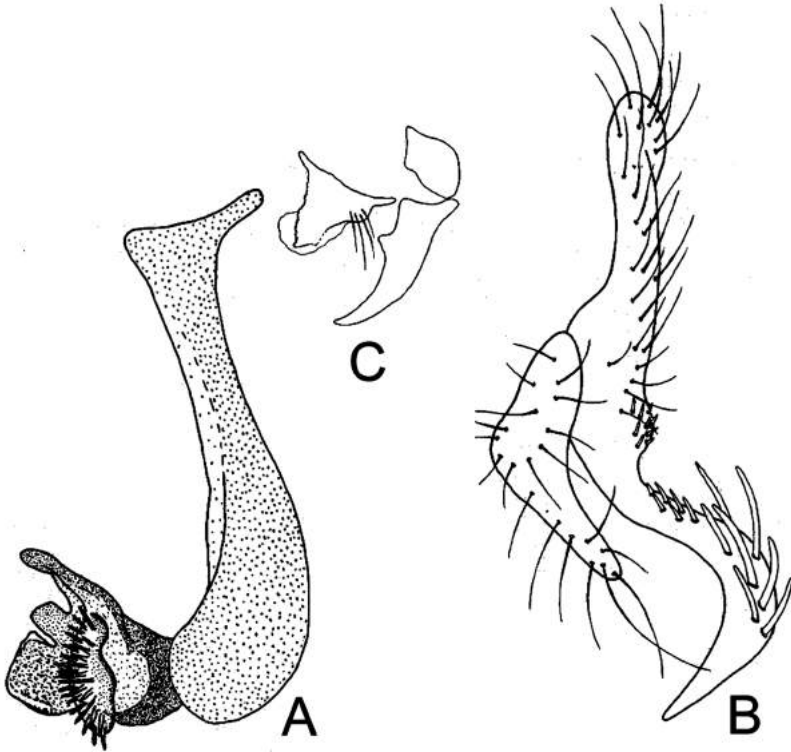


Takanoa vervesiana Lehrer, 2010

(after Verves & Khrokalo)

A, phallosome; B, cerci and paralobi, lateral view; C, apex of cerci.

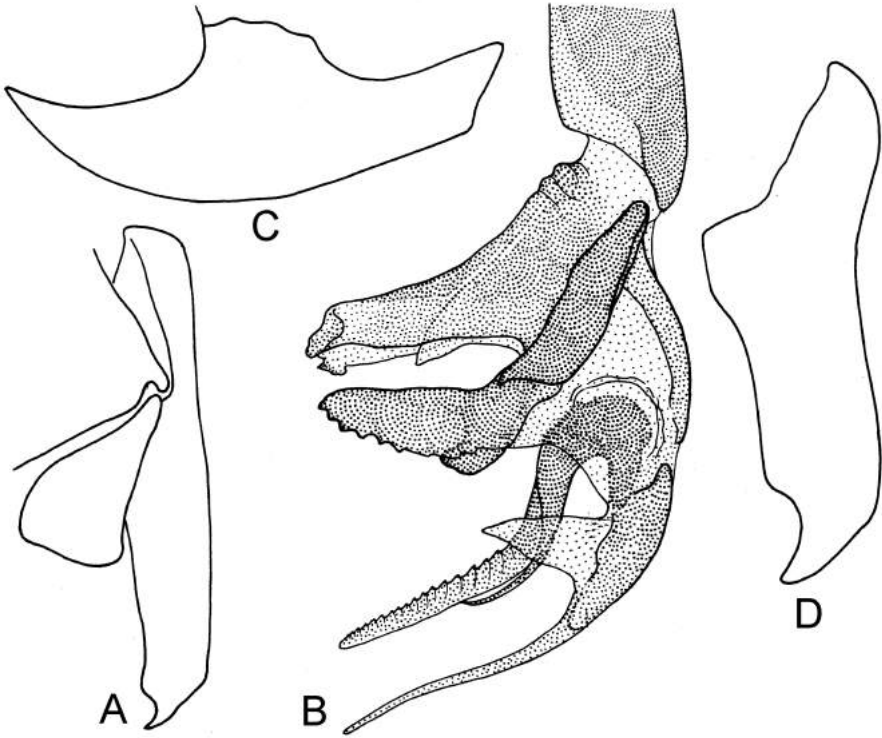
Genus **Thecalonga** Lehrer, 2012



Thecalonga sagittarius (Pape, 1994)
(after Pape)

A, phallosome; B, cerci and paralobi, lateral view; C, gonite.

Genus **Transvaalomyia** Lehrer & Lehrer, 1992



Transvaalomyia seychellica (Verves, 2003)

A, cerci and paralobi, lateral view; B, distiphallus;

C, pregonite; D, postgonite.

Genus *Tricholioproctia* Baranov, 1938

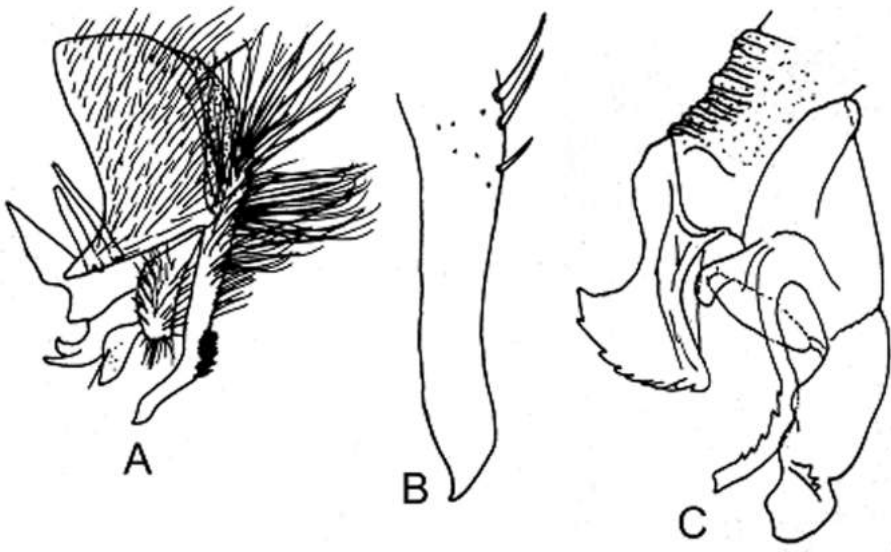


Tricholioproctia imaniana Lehrer, 2011

(after Rohdendorf)

A, phallosome; B, cerci and parolobi, lateral view.

Genus *Tricholioproctia* Baranov, 1938

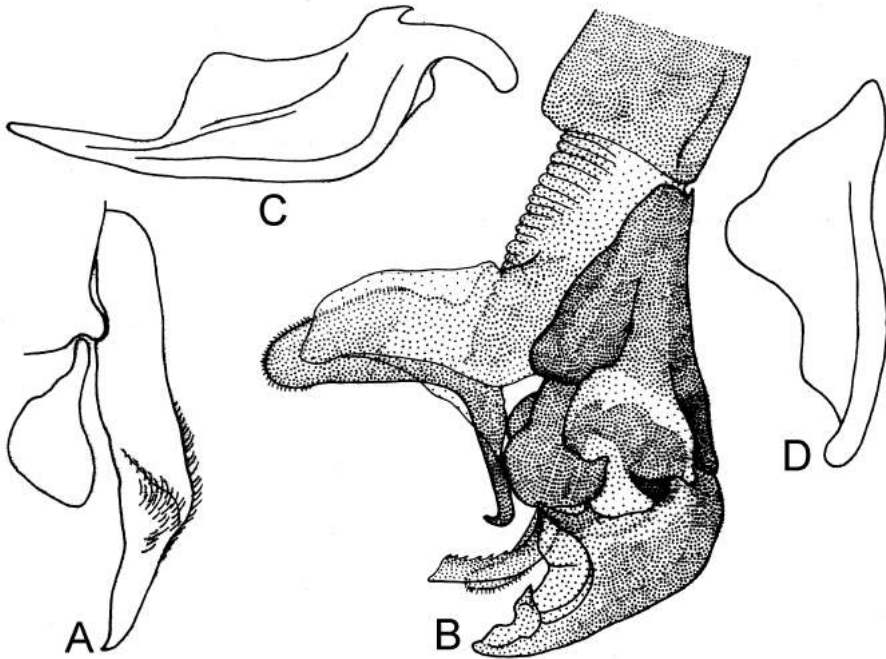


Tricholioproctia sulawesiella Lehrer, 2011

(after Lopes & Kano)

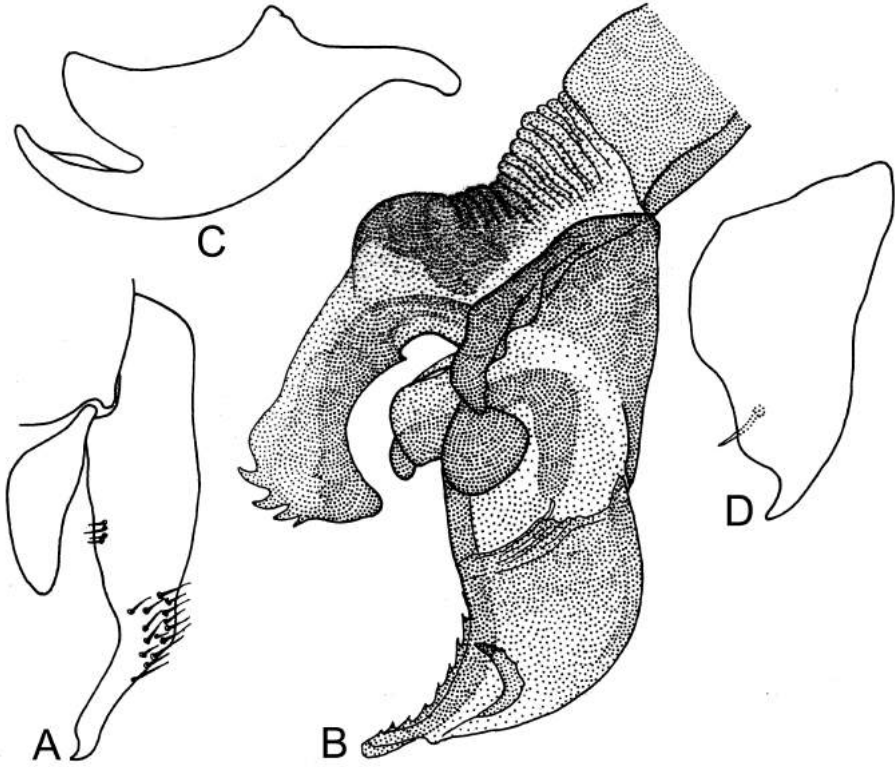
A, cerci and paralobi, lateral view; B, apex of cerci; C, distiphallus.

Genus *Tricholioproctia* Baranov, 1938



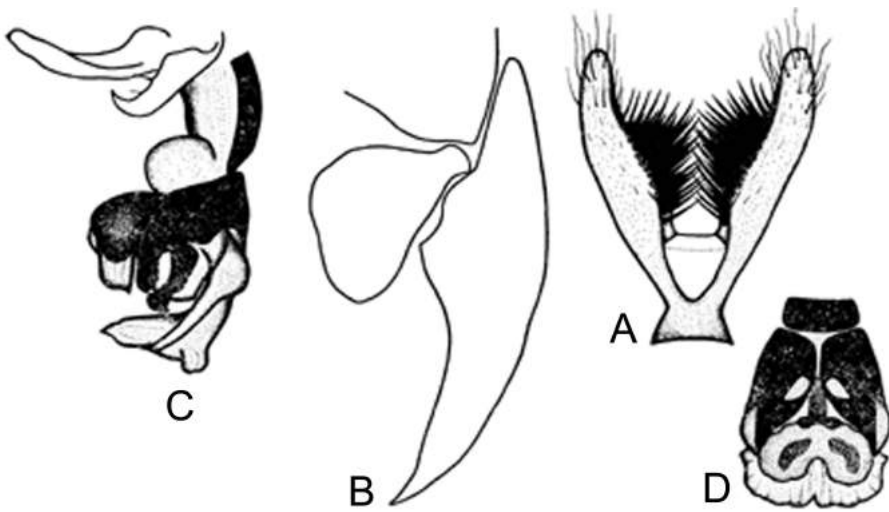
Tricholioproctia wujiangiana Lehrer & Wei, 2011
A, cerci and paralobi, lateral view; B, phallosome;
C, pregonite; D, postgonite.

Genus *Tricholioproctia* Baranov, 1938



Tricholioproctia wumengia Lehrer & Wei, 2011
A, cerci and paralobi, lateral view; B, phallosome;
C, pregonite; D, postgonite.

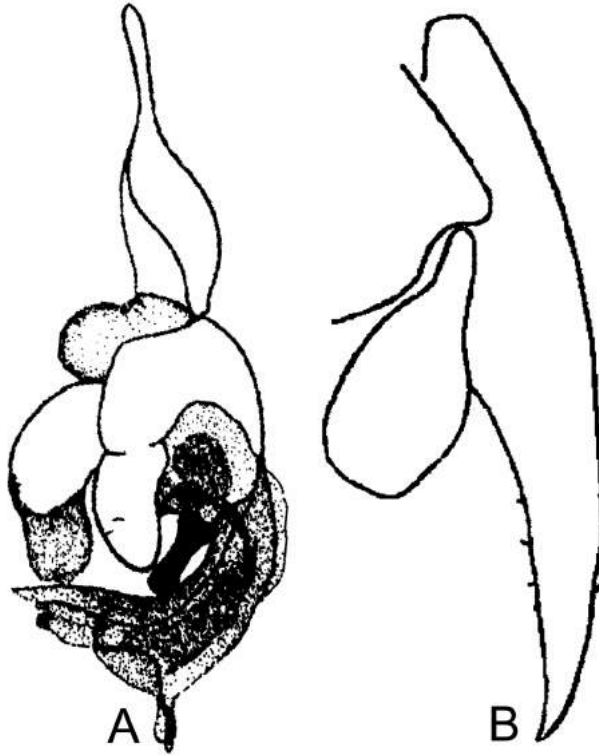
Genus *Ussuriphalla* Lehrer, 2010



Ussuriphalla kolomyietzi (Artamanov, 1980)
(after Artamanov)

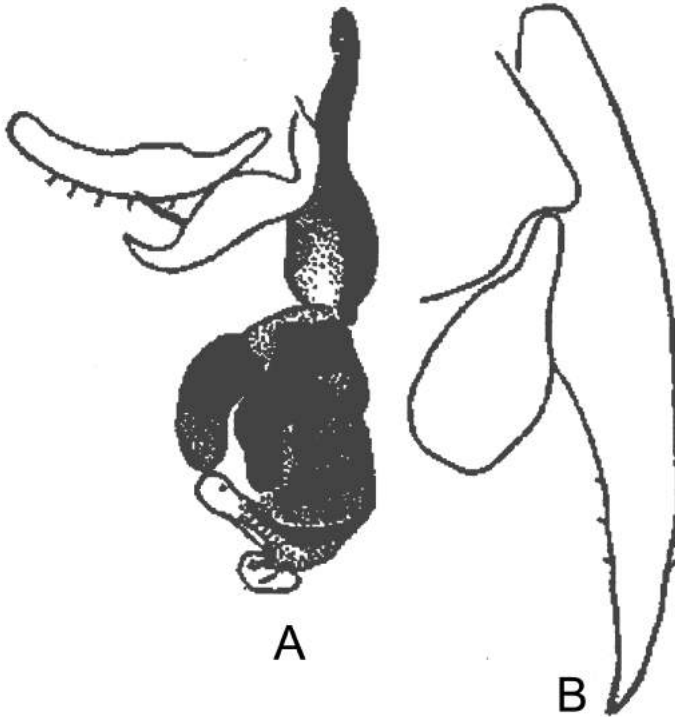
A, sternite V; B, cerci and paralobi, lateral view;
C, phallosome; D, distiphallus, ventral view.

Genus *Ussuriphalla* Lehrer, 2010



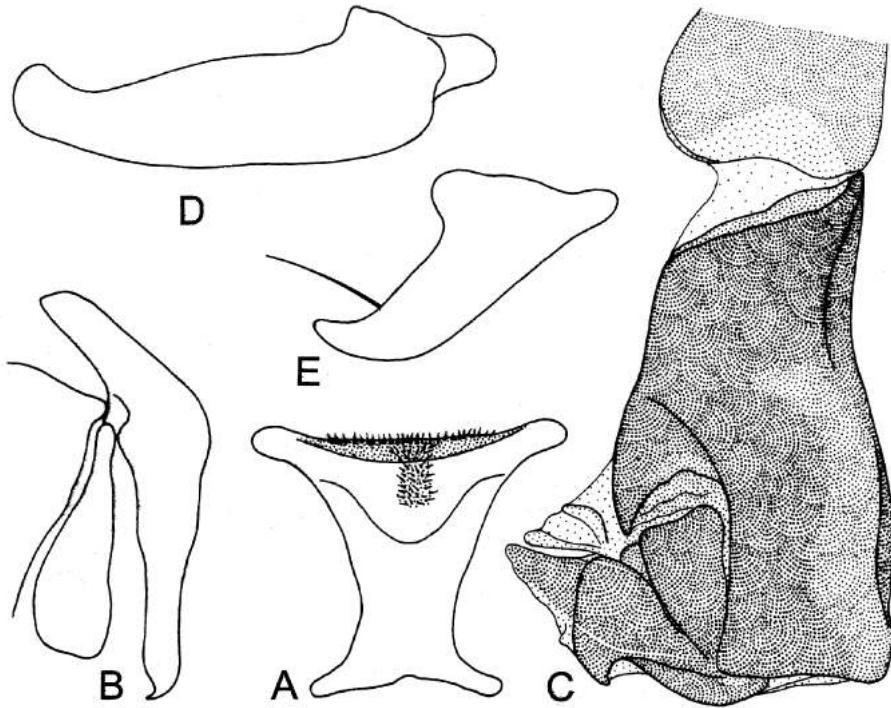
Ussuriphalla girimia Lehrer, 2010
(after Verves & Khrokalo)
A, distiphallus; B, cerci and paralobi, lateral view.

Genus *Ussuriphalla* Lehrer, 2010



Ussuriphalla rugosa (Rohdendorf, 1969)
(after Rohdendorf)
A, phallosome; B, cerci and parolobi, lateral view.

Genus *Wittemyia* Lehrer, 2008



Wittemyia turkania Lehrer, 2009

A, sternite V; B, cerci and paralobi, lateral view; C, distiphallus;
D, pregonite; E, postgonite.

SELECTIVE BIBLIOGRAPHY

- LEHRER, A.Z., 2008, Une nouvelle espèce orientale du genre *Curranea* Rohdendorf (Diptera, Sarcophagidae), *Bull. Soc. ent. Mulhouse*, 64 (1): 11-13
- LEHRER, A.Z., 2009, *Heteronychia depressifrons* (Zetterstedt) et son statut taxonomique réel (Diptera, Sarcophagidae). *Fragmenta Dipterologica*, nr. 19: 10-14.
- LEHRER, A.Z., 2009, À propos du genre *Asiopierretia* Rohdendorf et établissement de deux nouvelles espèces paléarctiques (Diptera, Sarcophagidae). *Bull. Soc. ent. Mulhouse*, 65 (1): 1-4
- LEHRER, A.Z., 2009, *Gujaratophalla* n. gen. - Un nouveau genre de Sarcophagidae d'Inde (Diptera). *Fragmenta Dipterologica*, nr. 19: 23-25.
- LEHRER, A.Z., 2009, A propos de l'espèce *Spatulapica abramovi* Rohdendorf (Diptera, Sarcophagidae). *Fragmenta Dipterologica*, nr. 19 : 25-26.
- LEHRER, A.Z., 2009, A propos du genre *Asiopierretia* Rohdendorf et établissement de deux nouvelles espèces paléarctiques (Diptera, Sarcophagidae). *Bull. Soc. ent. Mulhouse*, 65(1): 1-4.
- LEHRER, A.Z., 2009, Deux nouveaux Sarcophagides afrotropicaux colligé par Dr. Edward S. Ross (Diptera, Sarcophagidae). *Fragmenta Dipterologica*, nr. 20: 1-4.
- LEHRER, A.Z., 2009, « *Sarcophaga cultellata* Pandellé » Encore un facteur d'exaltation des hallucinations taxonomiques. *Fragmenta Dipterologica*, nr. 20 : 21-24.
- LEHRER, A.Z., 2009, *Pandelleana myceniana* n. sp. - Une nouvelle espèce paléarctique de la faune du Chypre (Diptera, Sarcophagidae). *Fragmenta Dipterologica*, nr. 20 : 25-27.
- LEHRER, A.Z., 2009, Trois espèces afrotropicales nouvelles de Sarcophaginae (Diptera, Sarcophagidae). *Fragmenta Dipterologica*, nr. 21 : 1-6
- LEHRER, A.Z., 2009, A colin-maillard dans la taxonomie des Sarcophagidae ou les fausses variations taxonomiques sur le genre « *Discachaeta* » Auct. (Diptera, Sarcophagidae). *Fragmenta Dipterologica*, nr. 21 : 6-9.
- LEHRER, A.Z., 2009, *Myorbina villeneuvei* (Böttcher, 1912) et établissement de quatre nouvelles espèces affines (Diptera, Sarcophagidae). *Bull. Soc. ent. Mulhouse*, 2009 - 65 (4): 61-66
- LEHRER, A.Z., 2009, A propos des fausses espèces *Heteronychia infixa* et *Heteronychia gallica* sensu Whitmore, Richet, Pape & Blackith, 2009 (Diptera, Sarcophagidae). *Fragmenta Dipterologica*, nr. 21 : 9-11.
- LEHRER, A.Z., 2009, Un nouveau genre de Sarcophaginae de la faune du Kenya (Diptera, Sarcophagidae). *Fragmenta Dipterologica*, nr. 21 : 11-13.
- LEHRER, A.Z., 2009, Observations sur quelques Sarcophagines de la faune des les Seychelles (Diptera, Sarcophagidae). *Fragmenta Dipterologica*, nr. 21 : 13-16.
- LEHRER, A.Z., 2009, La quatrième espèce du genre *Anthostilophalla* Lehrer, 1993 (Diptera, Sarcophagidae). *Fragmenta Dipterologica*, nr. 21 : 26-28.
- LEHRER, A.Z., 2009, *Bervaea arno* (Curran) et établissement d'une nouvelle espèce sud-africaine du genre *Bervaea* R.D. (Diptera, Sarcophagidae). *Fragmenta Dipterologica*, nr. 22: 19-21.
- LEHRER, A.Z., 2009, Sarcophagidae (Diptera) de la collection du Muséum d'Histoire Naturelle "Grigore Antipa" de Bucarest (Roumanie). *Fragmenta Dipterologica*, nr. 22 : 26-28.
- LEHRER, A.Z., 2009, *Myorbina villeneuvei* (Böttcher, 1912) et établissement de quatre nouvelles espèces affines (Diptera, Sarcophagidae). *Bull. Soc. ent. Mulhouse*, 2009 - 65 (4): 61-66
- LEHRER, A.Z., 2010, Le genre *Blaesoxipha* sensu Pape. Corrections taxonomiques et espèces nouvelles. *Fragmenta Dipterologica*, nr. 24: 1-16.
- LEHRER, A.Z., 2010, Redescription d'*Hystriocnema plinthopyga* (Wiedemann) et son statut taxonomique (Diptera, Sarcophagidae). *Fragmenta Dipterologica*, nr. 25: 4-9.
- LEHRER, A.Z., 2010, Microphotographies mystificatrices de l'acrophallus des Sarcophaginae (Diptera) et onirisme cladistique papeen. *Fragmenta Dipterologica*, nr. 25: 10-14.

- LEHRER, A.Z., 2010, Révision de quelques espèces du genre *Blaesoxipha* Loew d'Inde (Diptera, Sarcophagidae). *Fragmenta Dipterologica*, nr. 25: 15-22.
- LEHRER, A.Z., 2010, Biodiversité du genre *Kozlovea* Rohdendorf et établissement d'un nouveau genre pour la faune d'Inde (Diptera, Sarcophagidae). *Fragmenta Dipterologica*, nr. 25: 23-28.
- LEHRER, A.Z., 2010, Le genre *Ctenodasyptigia* Enderlein, 1928 (Diptera, Sarcophagidae) entre ignorance et tromperie taxonomique. *Fragmenta Dipterologica*, nr. 25: 29-31.
- LEHRER, A.Z., 2010, *Liosarcophaga aegyptica* (Salem) ne se trouve pas en Espagne (Diptera, Sarcophagidae). *Fragmenta Dipterologica*, nr. 25: 33-35.
- LEHRER, A.Z., 2010, Deux espèces orientales du genre *Rosellea* Rohdendorf (Diptera, Sarcophagidae). *Fragmenta Dipterologica*, nr. 26: 4-6.
- LEHRER, A.Z., 2010, Qui est *Parasarcophaga taenionotra* sensu Giroux, Pape & Wheller ? Etablissement d'une espèce nouvelle du genre *Parasarcophaga* J. & T. (Diptera, Sarcophagidae). *Fragmenta Dipterologica*, nr. 26: 7-10.
- LEHRER, A.Z., 2010, Taxonomie du genre *Takanoa* Rohdendorf et établissement d'un nouveau genre et de deux nouvelles espèces paléarctiques (Diptera, Sarcophagidae). *Fragmenta Dipterologica*, nr. 26: 11-14.
- LEHRER, A.Z., 2010, Le genre *Pachystyleta* Fan & Chen de la faune de Chine et sa composition spécifique (Diptera, Sarcophagidae). *Fragmenta Dipterologica*, nr. 26: 14-18.
- LEHRER, A.Z., 2010, L'ordre taxonomique du genre *Harpagophalla* Rohdendorf, avec la séparation d'un nouveau genre oriental (Diptera, Sarcophagidae). *Fragmenta Dipterologica*, nr. 26: 18-21.
- LEHRER, A.Z., 2010, Principe de typification. Inconséquences, erreurs, abus et propositions (adressés aux spécialistes et à la Commission International de Nomenclature). *Fragmenta Dipterologica*, nr. 26: 21-30.
- LEHRER, A.Z., 2010, TAXONOMIC ATLAS of the postabdominal structures, SARCOPHAGIDAE (Insecta, Diptera), Vol. 1 - *Entomologica*, Bari, 42: 3-460, 418 figs.
- LEHRER, A.Z., 2010, Le genre *Scotathysia* Enderlein, la théorie de l'inflation et établissement de deux espèces afrotropicales nouvelles (Diptera, Sarcophagidae). *Fragmenta Dipterologica*, nr. 27: 1-5, 2010.
- LEHRER, A.Z., 2010, Une nouvelle espèce du genre *Mauritiella* Verves (Diptera, Sarcophagidae). *Fragmenta Dipterologica*, nr. 27: 5-7.
- LEHRER, A.Z., 2010, *Sarcophaga variegata* sensu Richet - Un nomen nudum introduit par contrebande taxonomique (Diptera, Sarcophagidae). *Fragmenta Dipterologica*, nr. 27: 12-14.
- LEHRER, A.Z., 2010, A propos de *Parasarcophaga macroauriculata* (Ho) et établissement d'une nouvelle espèce affine (Diptera, Sarcophagidae). *Fragmenta Dipterologica*, nr. 27: 15-18.
- LEHRER, A.Z., 2011, Bouffonnerie morphologique sur l'acrophallus des Sarcophaginae (Diptera, Sarcophagidae). *Fragmenta Dipterologica*, nr. 28: 11-18.
- LEHRER, A.Z., 2011, A propos de l'espèce *Scotathysia fuscipennis* Enderlein, 1937 (Diptera, Sarcophagidae). *Fragmenta Dipterologica*, nr. 29: 16-18.
- LEHRER, A.Z., 2011, Le genre *Iafecnema* Lehrer, 1995 (Diptera, Sarcophagidae). Corrections et nouvelles espèces. *Fragmenta Dipterologica*, nr. 29: 19-23.
- LEHRER, A.Z., 2011, Un nouveau genre pour la faune d'Inde (Diptera, Sarcophagidae). *Fragmenta Dipterologica*, nr. 29: 24-26.
- LEHRER, A.Z., 2011, Un nouveau genre afrotropical de la faune de Malawi (Diptera, Sarcophagidae). *Fragmenta Dipterologica*, nr. 29: 26-29.
- LEHRER, A.Z., 2011, Révision de quelques espèces du genre *Asiopierretia* Rohd. identifiées erronément (Diptera, Sarcophagidae). *Fragmenta Dipterologica*, nr. 30: 14-18.

- LEHRER, A.Z., 2011, *Heteronychia infixa* (Böttcher) et une nouvelle espèce affine (Diptera, Sarcophagidae). *Fragmenta Dipterologica*, nr. 30: 27-29.
- LEHRER, A.Z., 2012, Révision de quelques espèces du genre *Heteronychia* Auct. (Diptera, Sarcophagidae). *Fragmenta Dipterologica*, nr. 32: 1-13.
- LEHRER, A.Z., 2012, Les roueries cladistiques ignorantes de la taxonomie du groupe collectif *Heteronychia* Whitmore, 2011 et l'établissement de quelques espèces nouvelles (Diptera, Sarcophagidae). *Fragmenta Dipterologica*, nr. 33: 1-19.
- LEHRER, A.Z., 2012, Quelques espèces synonymes "nouvelles" décrites par Whitmore dans le groupe collectif *Heteronychia* sensu Whitmore, 2011 (Diptera, Sarcophagidae). *Fragmenta Dipterologica*, nr. 33: 19-28.
- LEHRER, A.Z., 2012, Observations critiques sur les "sous-genre Gigantothaeca" sensu Pape et établissement de quatre nouveaux genres (Diptera, Sarcophagidae). *Fragmenta Dipterologica*, nr. 34: 1-8.
- LEHRER, A.Z., 2012, *Sarcophaga of France* - un cadeau taxonomique honteux pour les Français. *Fragmenta Dipterologica*, nr. 34: 15-27.
- LEHRER, A.Z., 2012, Une nouvelle espèce afrotropicale du genre *Devriesia* Lehrer (Diptera, Sarcophagidae), *Fragmenta Dipterologica*, nr.35: 1-3.
- LEHRER, A.Z., 2012, Un nouveau genre afrotropical de Miltogramminae (Diptera, Sarcophagidae), *Fragmenta Dipterologica*, nr. 35: 3-5.
- LEHRER, A.Z., 2012, Une espèce nouvelle du genre *Lamprometopia* Macquart (Diptera, Sarcophagidae, Miltogramminae). *Fragmenta Dipterologica*, nr. 35: 27
- LEHRER, A.Z., 2012, Révision du genre *Dolichophalla* Rohdendorf et description d'une nouvelle espèce (Diptera, Sarcophagidae), *Fragmenta Dipterologica*, nr. 36 : 1-3.
- LEHRER, A.Z., 2012, Révision de l'espèce *Pandelleola taurica* sensu Povolny et description de quatre espèces nouvelles affines (Diptera, Sarcophagidae), *Fragmenta Dipterologica*, nr.36: 4-9.
- LEHRER, A.Z., 2012, Révision du genre *Asblaiana* Lehrer, 1998 (Diptera, Sarcophagidae). *Fragmenta Dipterologica*, nr.36 : 9-12.
- LEHRER, A.Z., 2012, Révision du genre *Senotaimia* sensu Zumpt et établissement de quelques taxons afrotropicaux nouveaux (Diptera, Sarcophagidae, Miltogramminae), *Fragmenta Dipterologica*, nr. 36: 12-16.
- LEHRER, A.Z., 2012, Quand l'ignorance s'associe avec la fabulation dans l'étude des Sarcophagides de Turquie et l'établissement d'une nouvelle espèce caucasienne (Diptera, Sarcophagidae), *Fragmenta Dipterologica*, nr. 36: 16-18.
- LEHRER, A.Z., 2012, Cinq espèces afrotropicales nouvelles du genre *Hoplcephala* Macquart (Diptera, Sarcophagidae, Miltogramminae), *Fragmenta Dipterologica* nr. 36 : 19-30.
- LEHRER, A.Z., 2013, Une espèce nouvelle du genre *Fanzidella* Lehrer, 2003, (Diptera, Sarcophagidae). *Fragmenta Dipterologica*, nr. 37 : 28-30.
- LEHRER, A.Z. & OPRISAN, D., 2011, A propos du genre *Sarcophila* Rondani, 1856 et description de deux espèces nouvelles de la faune de Roumanie. *Fragmenta Dipterologica*, nr. 30: 18-24.
- LEHRER, A.Z. & OPRISAN, D., 2012, Deux nouvelles espèces de la faune de Roumanie et leurs implication dans la taxonomie des Sarcophagidae (Diptera). *Fragmenta Dipterologica*, nr. 33: 28-34.
- LEHRER, A.Z. & WEI, L., 2010, Une espèce nouvelle du genre *Gangelomyia* Lehrer, 2005 de la faune du Sud de la Chine (Diptera, Bengaliidae). *Fragmenta Dipterologica*, nr. 25: 1-4.
- LEHRER, A.Z. & WEI, L., 2010, Deux espèces nouvelles de Sarcophagides de la faune de Chine (Diptera, Sarcophagidae). *Fragmenta Dipterologica*, nr. 26: 1-4.
- LEHRER, A.Z. & WEI, L., 2010, Un nouveau genre oriental de Sarcophagidae (Diptera). *Fragmenta Dipterologica*, nr. 27: 7-11.

- LEHRER, A.Z. & WEI, L., 2011, A propos de l'espèce *Phallosphaera graveyi* (Senior-White, 1924) et de ses espèces affines (Diptera, Sarcophagidae). *Fragmenta Dipterologica*, nr. 29: 1-8.
- LEHRER, A.Z. & WEI, L., 2011, Deux taxons nouveaux et clarification d'autres taxons de la faune asiatique (Diptera, Sarcophagidae). *Fragmenta Dipterologica*, nr. 29: 8-16.
- PAPE, T., 1994, The world *Blaesoxipha* Loew, 1861 (Diptera, Sarcophagidae). *Entomologica scandinavica*, Suppl. nr. 45.

INDEX

abramovi Rohdendorf (Spatulapica)
acrophalla Lehrer (Bercaea)
acrophallica Lehrer (Blaesoxipha)
Acrophallonia Lehrer
Aethianella Zumpt
aithopsiella Lehrer (Anthostilophalla)
aldrichi Nandi (Kaimariana)
altainula Lehrer (Myorhina)
amica Peris, Gonzales-Mora & Mingo (Heteronychia)
amuriella Lehrer (Asiopierretia)
Anthostilophalla Lehrer
apsuarum Rohdendorf (Sarcophaga)
armeniphaga Lehrer (Iafecnema)
Asiopierretia Rohdendorf
bangaloria Lehrer (Blaesoxipha)
baptizata Lehrer (Blaesoxipha)
baringonella Lehrer (Hoplacephala)
Barnardia Lehrer
Batissophalla Rohdendorf
bechuanae Zumpt (Barnardia)
beesoni Senior-White (Burmanomyia)
Bercaea Robineau Desvoidy
Blaesoxipha Loew
botnariuci Lehrer & Oprüsan (Sarcophila)
brevicornis Ho (Liosarcophaga)
budapestana Lehrer (Heteronychia)
Burmanomyia Fan
caelestella Lehrer (Parasarcophaga)
camaraops Lehrer (Scotathyrzia)
catoptosa Wei & Yang (Leigongshanophaga)
cavangarei Nandi (Dravidia)
Cercosarcophaga Zumpt
cetu Chao & Zhang (Kozlovea)
Ceylonella Lehrer
chihoi Lehrer (Parasarcophaga)
cordicerci Lehrer (Eweka)
cornogranda Lehrer (Shoachaeta)
Curraea Rohdendorf
curraniella Lehrer (Scotathyrzia)
dayani Lehrer (Heteronychia)
depressifrons Zetterstedt (Heteronychia)

Devriesia Lehrer
distiphallica Lehrer (Blaesoxipha)
Dolichophalla Rohdendorf
Dravidia Lehrer
edrossi Lehrer (Liosarcophaga)
edwardsiana Zumpt (Aethianella)
enigmophalla Lehrer (Myorhina)
erecta Ho (Sinonipponia)
erzulia Lehrer (Fanzidella)
Eweka Lehrer
Fanzidella Lehrer
finiae Lehrer (Hoplacephala)
fuscipennis Enderlein (Scotathyrsia)
fuxingia Lehrer (Rosellea)
galaniella Lehrer (Batissophalla)
garda Lehrer (Heteronychia)
genuforceps Thomas (Pachystyleta)
georgiphalla Lehrer (Sarcophaga)
girnarensis Nandi (Girnaria)
Girnaria Verves
Golania Lehrer
goronela Lehrer (Hoplocephala)
grisea Villeneuve (Griseiforma)
Griseiforma Lehrer
griswoldiella Lehrer (Blaesoxipha)
Guanoxipha Lehrer
guanyina Lehrer & Wie (Burmanomyia)
hacusana Hori (Takanoa)
heilongia Lehrer (Spatulapica)
henania Lehrer (Asiopierretia)
hetaera Reinhard (Phallornata)
Heteronychia Brauer & Bergenstamm
honshunia Lehrer (Kanoisca)
Hoplacephala Macquart
hortobagyensis Mihalyi (Iafecnema)
Hystricocnema Townsend
Iafecnema Lehrer
imaniana Lehrer (Tricholioproctia)
immortalis Lehrer (Pandelleola)
indica Shinonaga & Lopes (Pseudothyrsocnema)
isaurae Lehrer (Curranea)
jimmuana Lehrer (Phallosphaera)

Kaimariana Lehrer
kanoi Park (Kanoisca)
Kanoisca Rohdendorf
karmelina Lehrer (Pandelleola)
kartuliana Lehrer (Iafecnema)
kayaensis Park (Asiopierretia)
kenyola Lehrer (Hoplocephala)
kericho Pape (Poecilometopa)
kerteszi Villeneuve (Heteronychia)
keziviana Lehrer (Myorhina)
kolkatia Lehrer (Kozlovea)
kolomyietzi Artamanov (Ussuriphalla)
Lamprometopia Macquart
Leclercqiomyia Lehrer
lederbergi Lehrer (Spatulapica)
Leigongshanophaga Lehrer & Wei
Liosarcophaga Enderlein
loandania Lehrer (Montagnieria)
longwangiana Lehrer & Wei (Rosellea)
lopesi Nandi (Kozlovea)
lungleiana Lehrer (Blaesoxipha)
lunzeria Lehrer (Pandelleola)
lyneborgi Rohdendorf (Pandelleola)
macinella Lehrer & Oprişan (Blaesoxipha)
macroauriculata Ho (Parasarcophaga)
maculosa Villeneuve (Hoplacephala)
Malawixia Lehrer
manipuriella Lehrer (Rosellea)
marcadita Lehrer (Dolichophalla)
Mauritiella Verves
mazuella Lehrer & Wei (Liosarcophaga)
Mexiphalla Lehrer
Montagnieria Lehrer
monteora Lehrer & Oprişan (Sarcophila)
morakota Lehrer (Blaesoxipha)
moravica Povolny (Sarcophaga)
mumbosa Lehrer (Hoplacephala)
myceniana Lehrer (Pandelleana)
Myorhina Robineau-Desvoidy
mystica Pape (Mexiphalla)
Nandimya Verves
nevoi Lehrer (Pseudothyrsocnema)

nigeriensis Zumpt (Acrophallonia)
nyatria Lehrer (Kozlovea)
obscurata Rohdendorf (Spatulapica)
olimpiana Lehrer (Shoachaeta)
orchidea Böttcher (Parasarcophaga)
Pachystyleta Fan & Chen
palavae Povolny (Sarcophaga)
panchganiensis Nandi (Nandimyia)
Pandelleana Rohdendorf
Pandelleola Rohdendorf
Parasarcophaga Johnston & Tiegs
parasurcoufi Zumpt (Bercaea)
pasternaki Lehrer (Blaesoxipha)
penicillata Villeneuve (Leclercqiomyia)
peshelicis Senior-White (Kozlovea)
Phallornata Lehrer
Phallosphaera Rohdendorf
picciolinea Lehrer (Devriesia)
pieriana Lehrer (Pandelleola)
platariae Povolny (Golania)
plinthopyga Wiedemann (Hystricocnema)
Poecilometopa Villeneuve
pseudoscoparia Kramer (Robineauella)
Pseudothyrsocnema Rohdendorf
qirimia Lehrer (Ussuriphalla)
rausiella Lehrer (Myorhina)
raysae Lehrer (Lamprometopia)
retrostylata Lehrer (Rossikenya)
Robineauella Enderlein
Rosellea Rohdendorf
Rossikenya Lehrer
rugosa Rohdendorf (Ussuriphalla)
sabiensis Zumpt (Malawixia)
sagittarius Pape (Thecalonga)
sapitwana Lehrer (Malawixia)
Sarcophaga Meigen
Sarcophila Rondani
Scotathyrsia Enderlein
Senotainia Macquart
seychellica Verves (Transvaalomylia)
Shoachaeta Lehrer
simultaneosa Wei & Yang (Robineauella)

Sinonipponia Rohdendorf
smithersi Zumpt (Senotainia)
Spatulapica Fan
strutioides Xue & Feng (Pachystyleta)
sukumaia Lehrer (Mauritiella)
sulawesiella Lehrer (Tricholioproctia)
suthep Pape & Bänziger (Leigongshanophaga)
swahilia Lehrer (Cercosarcophaga)
Takanoa Rohdendorf
talonata Senior-White (Ceylonella)
taurica Rohdendorf (Pandelleola)
Thecalonga Lehrer
thekkediana Lehrer (Blaesoxipha)
Transvaalomyia Lehrer & Lehrer
Tricholioproctia Baranov
tshernovi Rohdendorf (Kozlovea)
turkania Lehrer (Wittemyia)
ugamskii Rohdendorf (Asiopierretia)
Ussuriphalla Lehrer
vagans Meigen (Heteronychia)
valangae Aldrich (Blaesoxipha)
vervesi Povolny (Heteronychia)
vervesiana Lehrer (Takanoa)
virgo Pape (Guanoxipha)
Wittemyia Lehrer
wujiangiana Lehrer (Tricholioproctia)
wumengi Lehrer (Tricholioproctia)
yangiana Lehrer (Kozlovea)
yelangiops Lehrer & Wie (Phallosphaera)

CONTENTS

Genus Acrophallonia Lehrer, 2012	
<i>Acrophallonia nigeriensis</i> (Zumpt, 1970)	
Genus Aethianella Zumpt, 1972.....	
<i>Aethianella edwardsiana</i> Zumpt, 1972.....	
Genus Anthostilophalla Lehrer, 1993	
<i>Anthostilophalla aithopsiella</i> Lehrer, 2009	
Genus Asiopierretia Rohdendorf, 1965.....	
<i>Asiopierretia amuriella</i> Lehrer, 2009.....	
<i>Asiopierretia benania</i> Lehrer, 2011.....	
<i>Asiopierretia kayaensis</i> (Park, 1962)	
<i>Asiopierretia ugamskii</i> Rohdendorf, 1937	
Genus Barnardia Lehrer, 2003	
<i>Barnardia bechuanae</i> (Zumpt, 1972).....	
Genus Batissophalla Rohdendorf, 1963	
<i>Batissophalla galaniella</i> Lehrer, 2009	
Genus Bercaea Robineau Desvoidy, 1863	
<i>Bercaea acrophalla</i> Lehrer, 2009.....	
<i>Bercaea parasurcoufi</i> (Zumpt, 1972).....	
Genus Blaesoxipha Loew, 1861	
<i>Blaesoxipha acrophallica</i> Lehrer, 2010.....	
<i>Blaesoxipha bangaloria</i> Lehrer, 2010.....	
<i>Blaesoxipha baptizata</i> Lehrer, 2010	
<i>Blaesoxipha distiphallica</i> Lehrer, 2010	
<i>Blaesoxipha griswoldiella</i> Lehrer, 2009	
<i>Blaesoxipha lungleiana</i> Lehrer, 2010	
<i>Blaesoxipha macinella</i> Lehrer & Oprişan, 2012	
<i>Blaesoxipha morakota</i> Lehrer, 2010.....	
<i>Blaesoxipha pasternaki</i> Lehrer, 1995	
<i>Blaesoxipha thekkediana</i> Lehrer, 2010	
<i>Blaesoxipha valangae</i> (Aldrich, 1932)	
Genus Burmanomyia Fan, 1964	
<i>Burmanomyia beesoni</i> (Senior-White, 1924)	
<i>Burmanomyia guanyina</i> Lehrer & Wei, 2010	
Genus Cercosarcophaga Zumpt, 1972	
<i>Cercosarcophaga swabilia</i> Lehrer, 2009	
Genus Ceylonella Lehrer, 2010.....	
<i>Ceylonella talonata</i> (Senior-White, 1925)	
Genus Curranea Rohdendorf, 1937	

- Curranea isaurae* Lehrer, 2008
- Genus **Devriesia** Lehrer, 1995
- Devriesia picciolinea* Lehrer 2012
- Genus **Dolichophalla** Rohdendorf, 1963
- Dolichophalla marcadita* Lehrer, 2012.....
- Genus **Dravidia** Lehrer, 2010.....
- Dravidia cavangarei* (Nandi, 1988).....
- Genus **Eweka** Lehrer, 2012
- Eweka cordicerci* Lehrer, 2012
- Genus **Fanzidella** Lehrer, 2013
- Fanzidella erzulia* Lehrer, 2013.....
- Genus **Girnaria** Verves, 2001
- Girnaria girnarensis* (Nandi, 1992)
- Genus **Golania** Lehrer, 2000
- Golania platariae* (Povolny, 1992}.....
- Genus **Griseiforma** Lehrer, 2012
- Griseiforma grisea* (Villeneuve, 1916).....
- Genus **Guanoxipha** Lehrer, 2012
- Guanoxipha virgo* (Pape, 1994)
- Genus **Heteronychia** Brauer & Bergenstamm, 1889.....
- Heteronychia amica* Peris, Gonzales-Mora & Mingo, 1998
- Heteronychia budapestana* Lehrer, 2011
- Heteronychia dayani* Lehrer, 1996.....
- Heteronychia depressifrons* (Zetterstedt, 1845)
- Heteronychia garda* Lehrer, 2012
- Heteronychia kerteszi* (Villeneuve, 1912).....
- Heteronychia vagans* (Meigen, 1826)
- Heteronychia vervesi* Povolny, 1996
- Genus **Hoplcephala** Macquart, 1846
- Hoplcephala baringonella* Lehrer, 2012.....
- Hoplcephala finiae* Lehrer, 2012
- Hoplocephala goronela* Lehrer, 2012.....
- Hoplocephala kenyola* Lehrer, 2012
- Hoplcephala maculosa* Villeneuve, 1916
- Hoplcephala mumbosa* Lehrer, 2012
- Genus **Hystricocnema** Townsend, 1919.....
- Hystricocnema plinthopyga* (Wiedemann, 1830).....
- Genus **Iafecnema** Lehrer, 1995.....

- Iafecnema armeniphaga* Lehrer, 2011
- Iafecnema hortobagyensis* (Mihalyi, 1979)
- Iafecnema kartuliana* Lehrer, 2011
- Genus **Kaimariana** Lehrer, 2011
- Kaimariana aldrichi* (Nandi, 1992)
- Genus **Kanoisca** Rohdendorf, 1965
- Kanoisca bonshunia* Lehrer, 2011
- Kanoisca kanoi* (Park, 1962)
- Kozlovea cetu* Chao & Zhang, 1978
- Kozlovea kolkatia* Lehrer, 2010
- Kozlovea lopesi* Nandi, 1976
- Kozlovea nyatria* Lehrer, 2010
- Kozlovea peshelicis* (Senior-White, 1930)
- Kozlovea tsbernovi* Rohdendorf, 1937
- Kozlovea yangiana* Lehrer, 2010)
- Genus **Lamprometopia** Macquart, 1846
- Lamprometopia raysae* Lehrer, 2012
- Genus **Leclercqiomyia** Lehrer, 1976
- Leclercqiomyia penicillata* (Villeneuve, 1907)
- Genus **Leigongshanophaga** Lehrer & Wei, 2010
- Leigongshanophaga catoptosa* Wei & Yang, 2007
- Leigongshanophaga sutbep* (Pape & Bänziger, 2003)
- Genus **Liosarcophaga** Enderlein, 1928
- Liosarcophaga brevicornis* Ho, 1934
- Liosarcophaga edrossi* Lehrer, 2009
- Liosarcophaga mazuela* Lehrer & Wei, 2011
- Genus **Malawixia** Lehrer, 2011
- Malawixia sabiensis* (Zumpt, 1953)
- Malawixia sapitwana* Lehrer, 2011
- Genus **Mauritiella** Verves, 1989
- Mauritiella sukumaia* Lehrer, 2010
- Genus **Mexiphalla** Lehrer, 2012
- Mexiphalla mystica* (Pape, 1994)
- Genus **Montagnieria** Lehrer, 1994
- Montagnieria loandania* Lehrer, 2009
- Genus **Myorbina** Robineau-Desvoidy, 1830
- Myorbina altainula* Lehrer, 2009
- Myorbina enigmophalla* Lehrer, 2009
- Myorbina keziviana* Lehrer, 2009

- Myorbina rausiella* Lehrer, 2009
- Genus **Nandimyia** Verves, 1997
- Nandimyia panchganiensis* (Nandi, 1993)
- Genus **Pachystyleta** Fan & Chen, 1992.....
- Pachystyleta genuforceps* (Thomas, 1949)
- Pachystyleta strutioides* (Xue & Feng, 1986)
- Genus **Pandelleana** Rohdendorf, 1937.....
- Pandelleana myceniana* Lehrer, 2009.....
- Genus **Pandelleola** Rohdendorf, 1937
- Pandelleola immortalis* Lehrer, 2012
- Pandelleola karmelina* Lehrer, 2013
- Pandelleola lunzeria* Lehrer, 2012
- Pandelleola lyneborgi* Rohdendorf, 1975
- Pandelleola pieriana* Lehrer, 2012.....
- Pandelleola taurica* Rohdendorf, 1937
- Genus **Parasarcophaga** Johnston & Tiegs, 1921.....
- Parasarcophaga caelestella* Lehrer, 2010
- Parasarcophaga chiboi* Lehrer, 2010
- Parasarcophaga macroauriculata* (Ho, 1932)
- Parasarcophaga orchidea* Böttcher, 1913
- Genus **Phallornata** Lehrer, 2012.....
- Phallornata betaera* (Reinhard, 1952)
- Genus **Phallosphaera** Rohdendorf, 1938
- Phallosphaera jimmuana* Lehrer, 2008.....
- Phallosphaera yelangiops* Lehrer & Wei, 2011.....
- Genus **Poecilometopa** Villeneuve, 1913
- Poecilometopa kericho* Pape, 1996
- Genus **Pseudothyrsochnema** Rohdendorf, 1937
- Pseudothyrsochnema indica* Shinonaga & Lopes, 1975
- Pseudothyrsochnema nevoi* Lehrer, 2011.....
- Genus **Robineauella** Enderlein, 1928.....
- Robineauella pseudoscoparia* (Kramer, 1911).....
- Robineauella simultaneousa* (Wei & Yang, 2007).....
- Genus **Rosellea** Rohdendorf, 1937
- Rosellea fuxingia* Lehrer, 2010
- Rosellea longwangiana* Lehrer & Wei, 2010
- Rosellea manipuriella* Lehrer, 2010
- Genus **Rossikenya** Lehrer, 2009
- Rossikenya retrostylata* Lehrer, 2009

- Genus *Sarcophaga* Meigen, 1826
- Sarcophaga apsuarum* Rohdendorf, 1937
 - Sarcophaga georgiphalla* Lehrer, 2012
 - Sarcophaga moravica* Povolny, 1986
 - Sarcophaga palavae* Povolny, 1993
- Genus *Sarcophila* Rondani, 1856
- Sarcophila botnariuci* Lehrer & Oprüsan, 2011
 - Sarcophila monteora* Lehrer & Oprüsan, 2011
- Genus *Scotathysia* Enderlein, 1937
- Scotathysia camaraops* Lehrer, 2010
 - Scotathysia curraniella* Lehrer, 2010
 - Scotathysia fuscipennis* Enderlein, 1937
- Genus *Senotainia* Macquart, 1846
- Senotainia smithersi* Zumpt, 1961
- Genus *Shoachaeta* Lehrer, 1997
- Shoachaeta bezziana* (Bottcher, 1913)
 - Shoachaeta cornogranda* Lehrer, 2009
 - Shoachaeta olimpiana* Lehrer, 2012
- Genus *Sinonipponia* Rohdendorf, 1965
- Sinonipponia erecta* (Ho, 1934)
- Genus *Spatulapica* Fan, 1964
- Spatulapica abramovi* (Rohdendorf, 1938)
 - Spatulapica obscurata* (Rohdendorf, 1937)
 - Spatulapica heilongia* Lehrer, 2009
 - Spatulapica lederbergi* Lehrer, 1995
- Genus *Takanoa* Rohdendorf, 1965
- Takanoa hakusana* Hori, 1954
 - Takanoa vervesiana* Lehrer, 2010
- Genus *Thecalonga* Lehrer, 2012
- Thecalonga sagittarius* (Pape, 1994)
- Genus *Tricholioproctia* Baranov, 1938
- Tricholioproctia imaniana* Lehrer, 2011
 - Tricholioproctia sulawesiella* Lehrer, 2011
 - Tricholioproctia wujiangiana* Lehrer, 2011
 - Tricholioproctia wumengi* Lehrer, 2011
- Genus *Transvaalomyia* Lehrer & Lehrer, 1992
- Transvaalomyia seychellica* (Verves, 2003)
- Genus *Ussuriphalla* Lehrer, 2010
- Ussuriphalla kolomyietzi* (Artamanov, 1980)

Ussuriphalla qirimia Lehrer, 2010
Ussuriphalla rugosa (Rohdendorf, 1969)
Genus *Wittemyia* Lehrer, 2008
Wittemyia turkania Lehrer, 2009
SELECTIVE BIBLIOGRAPHY
CONTENTS.....